

2022

Contraceptive Social Marketing Statistics



• June 2023

Connect with us



Let every child
be wanted

Courtesy of DKT International
1001 Connecticut Avenue NW, Suite 800
Washington DC 20036

● Report Explanation

For over 30 years, DKT has collected sales data from contraceptive social marketing programs around the globe to publish the Contraceptive Social Marketing (CSM) Statistics report. Social marketing programs mostly sell contraceptive and safe abortion products to the private sector—consisting of clinics, supermarkets, mini-markets and a myriad of other shops—but some programs also make sales to non-governmental organizations (NGOs) and the public sector. This report complements public health data by offering insight into the private sector’s contribution to global sexual and reproductive health (SRH) markets.



How Do We Calculate CYPs?

The acronym “CYP” stands for “Couple Years of Protection,” and is a common sexual and reproductive health metric representing the amount of contraception one couple needs to prevent pregnancy over a 1-year period. CYPs are calculated using sales data, with each contraceptive and safe abortion product assigned a different CYP conversion factor based on the expected amount of time the product can be used before replacement. For example, condoms are replaced frequently and therefore have a conversion factor of $\div 100$, while IUDs are replaced every few years and have a conversion factor of $\times 4.4$. We multiply or divide the number of product units sold by their respective converter to estimate CYPs. Following our example, 10 condoms would produce 0.1 CYPs while 10 IUDs would produce 44 CYPs. The following conversion factors, which are slightly different from CYP factors used by other agencies, are used across this report. Sales data for DKT International programs is available online at www.dktinternational.org for use by researchers and other parties.

Method	Conversion Factor	Method	Conversion Factor
Condom.....	$\div 100$	Emergency Contraception	$\div 16$
Free Condom.....	$\div 200$	Medical Abortion (MA) Combipack	
Female Condom.....	$\div 100$	(1 mifepristone + 4 misoprostol) tablets.....	$\times 1.7$
Free Female Condom.....	$\div 200$	Misoprostol (Miso) tablet	$\div 12$
Oral Contraceptive Pill (OCP)	$\div 14$	Mifepristone (Mife) tablet	$\times 0.67$
Injectable (1 mo)	$\div 12$	Manual Vacuum Aspiration (MVA) Kit	$\times 25$
Injectable (2 mo).....	$\div 6$	Manual Vacuum Aspiration (MVA) Single.....	$\times 25$
Injectable (3 mo).....	$\div 4$	Aspirator	$\times 25$
IUDs (hormonal and non-hormonal combined).....	$\times 4.4$	Vaginal Foaming Tablets	$\div 120$
Implant (3 year)	$\times 2.5$	Vaginal Contraceptive film	$\div 120$
Implant (4 year)	$\times 3.2$	Diaphragm.....	$\times 1$
Implant (5 year)	$\times 3.8$		

Data Disclaimers

This dataset is self-reported and does not encompass all social marketing activity, as we have not been able to obtain data from all relevant organizations. Programs that generate fewer than 10,000 CYPs in a given year have either been omitted or, if relevant, combined with other programs; these are noted where applicable. Specific to some DKT programs, sales made to governments and NGOs are heavily discounted. Data from clinical services are not included in this report.

● If you would like to be included in future reporting, please contact info@dktinternational.org

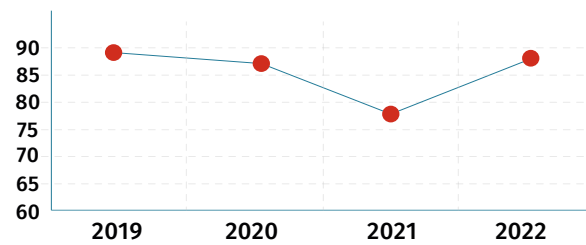
Social Marketing Statistics 2022

Highlights

Couple Years of Protection (CYPs)

2019	89.3 million
2020	84.8 million
2021	78.1 million
2022	87.0 million

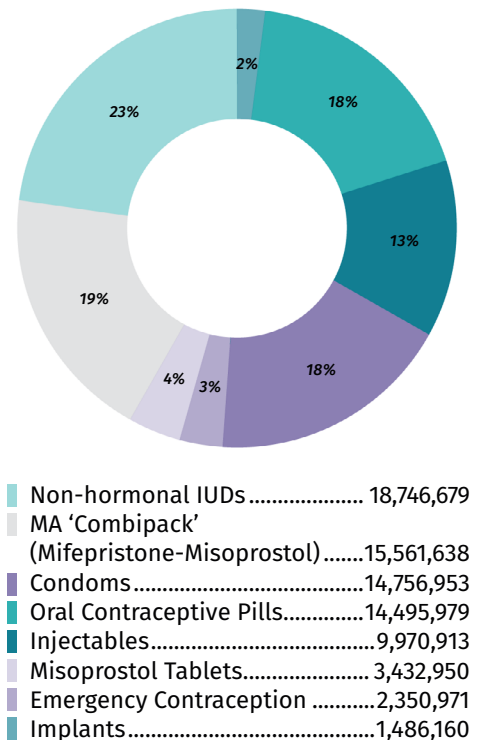
CYPs Generated by Contraceptive Social Marketing Organizations (2019 - 2022)



Sales 2022

Condoms	1,475,695,338 (84 programs)
Free Condoms	18,525,208 (3 programs)
Female Condoms	533,481 (14 programs)
Non-hormonal IUDs	4,260,609 (66 programs)
Hormonal IUDs	72,938 (8 programs)
Combined Implants	508,282 (39 programs)
Combined Injectables	45,076,315 (49 programs)
Oral Contraceptive Pills (OCP)	202,304,902 (47 programs)
Free Oral Contraception	638,800 (1 program)
Emergency Contraception (EC)	37,615,541 (65 programs)
Manual Vacuum Aspiration (MVA) Kits	365,614 (44 programs)
Aspirators	13,356 (9 programs)
Cannulae	340,558 (22 programs)
MVA Single	9,010 (2 programs)
Misoprostol Tablets (Miso)	41,195,402 (49 programs)
Mifepristone Tablets (Mife)	661,515 (5 programs)
MA 'Combipack' (1 Mifepristone + 4 Misoprostol)	9,153,904 (39 programs)
Vaginal Foaming Tablets	1,291,269 (2 programs)
Diaphragms	788 (6 programs)

CYPs generated by most sold products (2022)



Donor Acknowledgment:




Producing remarkable results at scale by these social marketing programs would not be possible without the generosity of many donors. These donors include: Access to Health, Against Malaria Foundation, Bill & Melinda Gates Foundation (BMGF), Central African Forest Initiative (CAFI), Centers for Disease Control and Prevention (CDC), Children's Investment Fund Foundation (CIFF), David and Lucile Packard Foundation, DKT International, the Embassy of the Kingdom of the Netherlands (EKN), The Erik E. and Edith H. Bergstrom Foundation, the European Union (represented by the European Commission), Foreign, Commonwealth & Development Office (FCDO), Fonds National REDD+ (FONAREDD), The Global Fund (GF), The William and Flora Hewlett Foundation, International Organization for Migrants (OIM), International Planned Parenthood Federation (IPPF), Ipsas, KfW Group (KfW), Ministry of Public Health in Ecuador, MSI, Organization for the Coordination of the fight against Endemic Diseases in Central Africa (OCEAC), P&G Children's Safe Drinking Water Program (CSDW), Planned Parenthood Federation of America (PPFA), Population Services International (PSI), Reproductive Health Supplies Coalition (RHSC), Rutgers, Swedish International Development Cooperation Agency (Sida), United Nations Office for Project Services (UNOPS), United Nations Population Fund (UNFPA), United States Agency for International Development (USAID), U.S. President's Emergency Plan for AIDS Relief (PEPFAR), and anonymous donors.










● Social Marketing Program Sales












Statistics listed for all programs with 10,000 or more CYPs









Organization Acronyms ●










ANIMAS.....	Ivorian Social Marketing Agency
ANIMAS SUTURA.....	Nigerian Association of Social Marketing
ASMO.....	Afghan Social Marketing Organization
CEMOPLAF.....	Centro Médico de Orientación y Planificación Familiar
CIES Salud Sexual - Salud Reproductiva.....	Centro de Investigación y Educación Sexual y Reproductiva: Salud Sexual - Salud Reproductiva
DKT.....	DKT International
FHS.....	Family Health Services
FPA Sri Lanka.....	Family Planning Association of Sri Lanka
MPHD.....	Momentum Private Health Delivery
MSI.....	MSI Reproductive Choices
Nepal CRS Company.....	Nepal Contraceptive Retail Sales
OCEAC.....	Organization for Coordinating the Fight Against Endemics in Central Africa Cannulae
PACE.....	Programme for Accessible Health, Communication and Education
PPSAC.....	Project for the Prevention of HIV/AIDS in Central Africa
PSI.....	Population Services International
PSK.....	Population Services Kenya
SCH.....	Sun Community Health
SMC.....	Social Marketing Company (Bangladesh)
SMO.....	Social Marketing Organization
TFHO.....	Total Family Health Organization
T-MARC.....	Tanzania Marketing and Communications Project
USAID.....	United States Agency for International Development









Program	Information Source	Product Sales	CYPs
 1. Afghanistan (1) Started by the Communication for Behavior Change in 2010; Now called Expanding Access to Private Sector Health Project and Services in Afghanistan (COMPRI-A) Project	ASMO	Condoms..... 6,540,564 Injectables (3)..... 376,190 OCP..... 574,980 Total	65,406 94,048 41,070 200,523
 2. Afghanistan (2) Started by MSI in 2003	MSI	Condoms..... 1,657,238 Non-hormonal IUDs..... 6,324 Implants (5)..... 286 Injectables (3)..... 220 OCP..... 140,413 EC..... 4,293 Total	16,572 27,826 1,087 55 10,030 268 55,838
 3. Afghanistan (3) Started by DKT in 2020	DKT	Condoms..... 8,389,596 Hormonal IUDs..... 48,400 Implants (3)..... 800 Implants (5)..... 8,000 Injectables (3)..... 141,000 OCP..... 546,000 EC..... 115,000 MVA Kits..... 500 Total	83,896 212,960 2,000 30,400 35,250 39,000 7,188 12,500 423,193










Program	Information Source	Product Sales	CYPs
 4. Argentina Started by DKT in 2018; Prior year results included in regional hub (DKT Latin America South (LAS))	DKT	MVA Kits.....2,000 Cannulae.....100,000 Total	50,000 -- 50,000
 5. Australia Started by MSI in 2000	MSI	MA 'Combipack'.....42,346 Total	71,988 71,988
 6. Bangladesh (1) Started by PSI in 1975; Now managed by the Social Marketing Company (formerly SMP)	SMC	Condoms.....190,233,526 Non-hormonal IUDs.....8,781 Implants (5).....4,523 Injectables (3).....4,877,197 OCP.....59,745,562 EC.....4,033,926 Total	1,902,335 38,636 17,187 1,219,299 4,267,540 252,120 7,697,119
 7. Bangladesh (2) Started by MSI in 1988	MSI	MA 'Combipack'.....13,667 Total	23,234 23,234
 8. Benin Started by DKT in 2017; CYPs have been discounted	DKT	Condoms.....936,000 Non-hormonal IUDs.....3,500 Implants (3).....10,500 Injectables (3).....575 EC.....226,560 MVA Kits.....394 Misoprostol Tablets.....144,000 MA 'Combipack'.....5,910 Total	9,360 15,400 26,250 144 14,160 9,850 12,000 10,047 70,961
 9. Bolivia (1) Started by CIES in 1987	CIES Salud Sexual - Salud Reproductiva	Condoms.....80,310 Non-hormonal IUDs.....5,822 Implants (5).....11,160 Injectables (1).....2,815 Injectables (3).....1,530 OCP.....4,883 EC.....432 Total	803 25,617 42,408 235 383 349 27 69,821
 10. Bolivia (2) Started by DKT in 2017	DKT	Condoms.....534,960 Female Condoms.....12,214 Non-hormonal IUDs.....6,210 Implants (3).....1,210 Injectables (3).....5 OCP.....26,505 EC.....45,720 MVA Kits.....339 Cannulae.....2,892 Misoprostol Tablets.....12,232 MA 'Combipack'.....1,602 Diaphragm.....30 Total	5,350 122 27,324 3,025 1 1,893 2,858 8,475 -- 1,019 2,723 30 52,820
 11. Brazil Started by DKT in 1991	DKT	Condoms.....145,899,276 Non-hormonal IUDs.....129,031 MVA Kits.....9,399 Cannulae.....30,582 Diaphragm.....256 Total	1,458,993 567,736 234,975 -- 256 2,261,960
 12. Burkina Faso (1) Started by MSI in 2009	MSI	Condoms.....648,032 OCP.....251,414 EC.....5,888 Misoprostol Tablets.....659,700 MA 'Combipack'.....11,700 Total	6,480 17,958 368 54,975 19,890 99,671







Program	Information Source	Product Sales	CYPs
 13. Burkina Faso (2) Started by DKT in 2016; CYPs have been discounted	DKT	Condoms..... 1,831,392 Non-hormonal IUDs..... 4,230 Injectables (3)..... 1,600 EC 32,260 MVA Kits 1,100 Misoprostol Tablets..... 388,040 MA 'Combipack'..... 27,840 Total	18,314 18,612 400 2,016 27,500 32,337 47,328 111,539
 14. Cameroon (1) Started by DKT in 2016	DKT	Condoms..... 6,444,582 Non-hormonal IUDs..... 12,971 OCP 30,780 EC 44,900 MVA Kits 3,333 Misoprostol Tablets..... 333,120 MA 'Combipack'..... 33,170 Total	64,446 57,072 2,199 2,806 83,325 27,760 56,389 293,997
 15. Cameroon (2) Started by OCEAC in 2006	PPSAC - OCEAC	Condoms..... 16,212,488 Total	162,125 162,125
 16. Central African Republic Started by OCEAC in 2006	PPSAC - OCEAC	Condoms..... 2,568,960 Total	25,690 25,690
 17. Chad Started by OCEAC in 2006	PPSAC - OCEAC	Condoms..... 2,304,804 Total	23,048 23,048
 18. Chile Started by DKT in 2010; CYPs have been discounted	DKT	Condoms..... 715,824 Female Condoms..... 318,780 Non-hormonal IUDs..... 1,233 Implants (3)..... 86 Injectables (3)..... 206,969 EC 9,960 MVA Kits 1,017 Cannulae..... 3,647 Misoprostol Tablets..... 224 Total	7,158 3,188 5,425 215 51,742 623 25,425 -- 19 42,778
 19. China (1) Started by DKT in 1996	DKT	Condoms..... 1,856,261 Total	18,563 18,563
 20. China (2) Started by MSI in 2003	MSI	MVA Kits 264,254 Total	6,606,350 6,606,350
 21. Colombia Started by DKT in 2017	DKT	Condoms..... 46,224 Female Condoms..... 15,444 Non-hormonal IUDs..... 10,190 MVA Kits 1,380 Cannulae..... 31,155 Diaphragm 314 Total	462 154 44,836 34,500 -- 314 80,267
 22. Congo / Brazzaville (1) Started by OCEAC in 2006	PPSAC - OCEAC	Condoms..... 4,498,080 Total	44,981 44,981
 23. Congo / Brazzaville (2) Started by DKT in 2020; Prior year results included in regional hub (DKT DRC Congo)	DKT	Condoms..... 260,338 Non-hormonal IUDs..... 100 OCP 35,556 EC 38,008 MVA Kits 9 Misoprostol Tablets..... 95,900 MA 'Combipack'..... 1,122 Total	2,603 440 2,540 2,376 225 7,992 1,907 18,083










Program	Information Source	Product Sales	CYPs
 24. Costa Rica Started by DKT in 2018	DKT	Condoms..... 440,528 Non-hormonal IUDs..... 1,537 Aspirators..... 950 Cannulae..... 5,900 Total	4,405 6,763 23,750 -- 34,918
 25. Côte d'Ivoire (1) Started by DKT in 2017; CYPs have been discounted	DKT	Condoms..... 4,258,584 Non-hormonal IUDs..... 33,923 Injectables (3)..... 7,400 EC..... 120,116 MVA Kits..... 3,244 Misoprostol Tablets..... 868,320 Total	42,586 149,261 1,850 7,507 81,100 72,360 340,309
 26. Côte d'Ivoire (2) Started by PSI in 1998; now managed by AIMAS	AIMAS	Condoms..... 29,431,260 Injectables (1)..... 184,760 OCP..... 4,196,364 EC..... 1,520,300 Total	294,313 15,397 299,740 95,019 704,468
 27. Democratic Republic of Congo (Kinshasa) Started by DKT in 2009; CYPs have been discounted	DKT	Condoms..... 21,572,898 Non-hormonal IUDs..... 285,080 Implants (3)..... 147,724 Injectables (5)..... 39,317 Injectables (3)..... 275,826 OCP..... 486,567 EC..... 1,697,306 MVA Kits..... 3,076 Misoprostol Tablets..... 768,248 MA 'Combipack'..... 78,424 Total	215,729 1,254,352 369,310 149,405 68,957 34,755 106,082 76,900 64,021 133,321 2,293,613
 28. Dominican Republic Started by DKT in 2016; Prior year results included in regional hub (DKT Latin America North (LAN))	DKT	Condoms..... 224,042 Non-hormonal IUDs..... 1,770 Aspirators..... 250 Cannulae..... 2,000 Total	2,240 7,788 6,250 -- 16,278
 29. Ecuador (1) Started by DKT in 2017	DKT	Condoms..... 209,935 Female Condoms..... 7,416 Non-hormonal IUDs..... 4,285 Implants (3)..... 1,599 Injectables (3)..... 7,090 EC..... 29,498 MVA Kits..... 287 Cannulae..... 1,270 Diaphragm..... 100 Total	2,099 74 18,854 3,998 1,773 1,844 7,175 -- 100 35,916
 30. Ecuador (2) Started by CEMOPLAF in 1974	CEMOPLAF	Condoms..... 129,139 Non-hormonal IUDs..... 594 Implants (3)..... 871 Implants (5)..... 746 Injectables (1)..... 6,379 Injectables (3)..... 8,808 OCP..... 2,853 EC..... 1,860 Misoprostol Tablets..... 64,148 Total	1,291 2,614 2,178 2,835 532 2,202 204 116 5,346 17,317
 31. Egypt Started by DKT in 2004; Sales also include Sudan and Bahrain; CYPs have been discounted	DKT	Condoms..... 11,769,809 Non-hormonal IUDs..... 396,450 EC..... 448,190 MVA Kits..... 178 Vaginal Foaming Tablets..... 1,290,672 Total	117,698 1,744,380 28,012 4,450 10,756 1,855,295










Program	Information Source	Product Sales	CYPs
 32. El Salvador Started by DKT in 2016	DKT	Condoms..... 49,530 Non-hormonal IUDs..... 776 Implants (3)..... 104 Aspirators..... 200 Cannulae..... 1,600 Misoprostol Tablets..... 2,912 Total	495 3,414 260 5,000 -- 243 9,412
 33. Ethiopia (1) Started by DKT in 1990	DKT	Condoms..... 27,771,746 Female Condoms..... 150 Non-hormonal IUDs..... 134,208 Implants (3)..... 24,288 Injectables (3)..... 4,524,780 OCP 4,734,906 EC 5,523,380 MVA Kits 2,083 Cannulae..... 4,158 Misoprostol Tablets..... 3,328 MA 'Combipack'..... 397,914 Total	277,717 2 590,515 60,720 1,131,195 338,208 345,211 52,075 -- 277 676,454 3,472,374
 34. Ethiopia (2) Started by MSI in 1991	MSI	Non-hormonal IUDs..... 1,310 Injectables (1)..... 72 Injectables (3)..... 47,046 EC 2,143,828 MA 'Combipack'..... 303,727 Total	5,764 6 11,762 133,989 516,336 667,857
 35. Gabon Started by OCEAC in 2006	PPSAC - OCEAC	Condoms..... 89,280 Total	893 893
 36. Ghana (1) Started by DKT in 2011	DKT	Condoms..... 17,300,136 Female Condoms..... 2,814 Non-hormonal IUDs..... 9,310 Implants (3)..... 602 Implants (5)..... 15,198 Injectables (3)..... 267,719 OCP 561,148 EC 4,634,951 MVA Kits 1,718 MA 'Combipack'..... 122,661 Total	173,001 28 40,964 1,505 57,752 66,930 40,082 289,684 42,950 208,524 921,421
 37. Ghana (2) Started by PSI in 2016	TFHO - PSI	Condoms..... 1,867,590 Injectables (3)..... 730,721 OCP 4,074,792 Total	18,676 182,680 291,057 492,413
 38. Ghana (3) Started by MSI in 2006	MSI	Condoms..... 170,820 EC 65,759 Misoprostol Tablets..... 529,639 MA 'Combipack' 47,402 Total	1,708 4,110 44,137 80,583 130,538
 39. Guatemala Started by DKT in 2014	DKT	Condoms..... 2,977,847 Non-hormonal IUDs..... 4,000 Aspirators..... 3,000 Cannulae..... 24,000 Total	29,778 17,600 75,000 -- 122,378
 40. Guinea Started by DKT in 2017; Prior year results included in regional hub (DKT Francophone West and Central Africa (FWACA))	DKT	Condoms..... 1,765,440 Non-hormonal IUDs..... 2,450 Injectables (3)..... 400 EC 2,070 MVA Kits 503 Misoprostol Tablets..... 66,480 MA 'Combipack' 1,010 Total	17,654 10,780 100 129 12,575 5,540 1,717 48,496











Program	Information Source	Product Sales	CYPs
 41. Honduras (1) Started by Ashonplafa in 1963	Ashonplafa	Condoms..... 527,734 Non-hormonal IUDs..... 12,992 Implants (3)..... 2,916 Injectables (1)..... 111,887 Injectables (3)..... 167,395 OCP 1,422,273 Total	5,277 57,165 7,290 9,324 41,849 101,591 222,496
 42. Honduras (2) Started by DKT in 2018	DKT	Non-hormonal IUDs..... 10,486 Implants (3)..... 400 Aspirators 200 Cannulae..... 1,600 Total	46,138 1,000 5,000 -- 52,138
 43. India (1) Started by DKT in 1992; Managed by DKT India	DKT	Condoms..... 93,027,488 Non-hormonal IUDs..... 345,255 Hormonal IUDs 4,747 Injectables (3)..... 187,441 OCP 15,343,853 EC 239,180 Aspirators 819 Cannulae..... 6,480 Misoprostol Tablets 1,554,260 MA 'Combipack'..... 3,008,513 Total	930,275 1,519,122 20,887 46,860 1,095,990 14,949 20,475 -- 129,522 5,114,472 8,892,551
 44. India (2) Started by DKT in 1996; Managed by Janani (DKT) CYPs have been discounted	DKT	Condoms..... 33,696,859 Non-hormonal IUDs..... (5,220) Injectables (3)..... 260,982 OCP 1,116,180 EC 72,192 MVA Kits 680 Aspirators 375 Cannulae..... 177 Misoprostol Tablets 1,063,080 Mifepristone Tablets 720 MA 'Combipack'..... 1,693,026 Total	336,969 (22,968) 65,246 79,727 4,512 17,000 9,375 -- 88,590 482 2,878,144 3,450,827
 45. India (3) Started by MSI/PHS (Population Health Services) in 1999	MSI	Condoms..... 84,884,817 Non-hormonal IUDs..... 125,639 Injectables (3)..... 1,774,151 OCP 8,149,086 EC 446,909 Misoprostol Tablets 2,177,687 MA 'Combipack' 2,091,991 Total	848,848 552,812 443,538 582,078 27,932 181,474 3,556,385 6,193,066
 46. Indonesia Started by DKT in 1996; CYPs have been discounted	DKT	Condoms..... 187,323,015 Non-hormonal IUDs..... 388,643 Implants (3)..... 5,058 Implants (4)..... 1,116 Injectables (1)..... 6,514,920 Injectables (2)..... 1,497,240 Injectables (3)..... 14,121,860 OCP 30,815,834 EC 138,563 MVA Kits 415 Misoprostol Tablets 340,572 Total	1,873,230 1,710,029 12,645 3,571 542,910 249,540 3,530,465 2,201,131 8,660 10,375 28,381 9,383,687
 47. Iraq Started by DKT in 2021; Prior year results included in regional hub (DKT Egypt/MENA)	DKT	Non-hormonal IUDs..... 20,000 Hormonal IUDs 1,000 MVA Kits 150 Total	88,000 4,400 3,750 96,150
 48. Jordan Started by DKT in 2022	DKT	Condoms..... 273,993 Non-hormonal IUDs..... 8,175 Total	2,740 35,970 38,710











Program	Information Source	Product Sales	CYPs
 49. Kenya (1) Started by MSI in 1986	MSI	Condoms.....1,491,640 Hormonal IUDs 450 Injectables (3)..... 14,770 EC 16,975 Misoprostol Tablets.....496,080 MA 'Combipack'.....35,157 Total	14,916 1,980 3,693 1,061 41,340 59,767 122,757
 50. Kenya (2) Started by DKT and PSI in 1989; Now managed by Population Services Kenya	PSK - PSI	Condoms.....23,675,290 Injectables (1)57,324 OCP 3,635,640 Total	236,753 4,777 259,689 501,218
 51. Kenya (3) Started by DKT in 2016; CYPs have been discounted	DKT	Condoms.....16,014,687 Non-hormonal IUDs.....5,235 Hormonal IUDs 110 Implants (3)..... 550 Injectables (3)..... 620,425 OCP(1,896) EC211,280 MVA Kits738 Misoprostol Tablets.....335,052 MA 'Combipack'.....58,658 Total	160,147 23,034 484 1,375 155,106 (135) 13,205 18,450 27,921 99,719 487,687
 52. Liberia Started by DKT in 2018; CYPs have been discounted	DKT	Condoms.....1,257,129 Non-hormonal IUDs..... 16,090 Implants (3)..... 30,930 Injectables (3)..... 37,160 OCP285,701 EC174,300 MVA Kits 3,715 Misoprostol Tablets..... 331,952 MA 'Combipack'.....34,932 Total	12,571 70,796 77,325 9,290 20,407 10,894 92,875 27,663 59,384 379,061
 53. Malawi (1) Started by PSI in 1994; Now managed by Family Health Services (FHS)	FHS - PSI	Condoms.....10,550,736 Female Condoms..... 73,815 Non-hormonal IUDs..... 990 Implants (3).....1,530 Implants (5).....1,383 Injectables (1)..... 38,878 Injectables (3)..... 13,470 OCP73,653 EC7,031 Total	105,507 738 4,356 3,825 5,255 3,240 3,368 5,261 439 131,990
 54. Malawi (2) Started by MSI in 1987	MSI	Condoms..... 1,857,819 EC88,589 Misoprostol Tablets.....81,290 Total	18,578 5,537 6,774 30,889
 55. Mali (1) Started by an NGO called JIGI in 1991; Now managed by Momentum Private Health Delivery (MPHD)	JIGI/MPHD	Condoms.....2,664,000 Non-hormonal IUDs.....1,587 Implants (5)..... 4,119 Injectables (1).....310,835 OCP1,145,451 Total	26,640 6,983 10,298 77,709 81,818 203,447
 56. Mali (2) Started by MSI in 2008	MSI	EC 300 Misoprostol Tablets.....873,533 MA 'Combipack'.....33,772 Total	19 72,794 57,412 130,226
 57. Mali (3) Started by DKT in 2017; CYPs have been discounted	DKT	Condoms..... 1,823,976 Non-hormonal IUDs.....4,725 Injectables (3).....26,200 EC 162,040 MVA Kits 850 Misoprostol Tablets.....397,560 MA 'Combipack'.....6,750 Total	18,240 20,790 6,550 10,128 21,250 33,130 11,475 109,620

Program	Information Source	Product Sales	CYPs
 58. Mauritania Started by DKT in 2021	DKT	Condoms..... 758,880 Non-hormonal IUDs..... 710 EC 7,260 MVA Kits 20 Misoprostol Tablets 104,640 MA 'Combipack'..... 200 Total	7,589 3,124 454 500 8,720 340 20,727
 59. Mexico (1) Started by MSI in 1999	MSI	Condoms..... 31,859 Female Condoms..... 43 Non-hormonal IUDs..... 1,123 Injectables (1) 224 EC 1,764 Misoprostol Tablets 3,798 Mifepristone Tablets 14,110 MA 'Combipack'..... 29,857 Total	319 0 4,941 19 110 317 9,454 50,757 65,916
 60. Mexico (2) Started by DKT in 2002; CYPs have been discounted	DKT	Condoms..... 57,870,652 Female Condoms..... 11,543 Non-hormonal IUDs..... 205,869 Hormonal IUDs 14,967 Implants (3)..... 10,416 Injectables (1) 54,938 EC 1,715,066 MVA Kits 11,727 Aspirators 4,962 Cannulae..... 64,084 Misoprostol Tablets 168,748 Mifepristone Tablets 33,402 MA 'Combipack'..... 669 Vaginal Foaming Tablets..... 597 Total	578,707 115 905,824 65,855 26,040 4,578 107,192 293,175 124,050 -- 14,062 22,379 1,137 5 1,724,673
 61. Mongolia Started by MSI in 2000	MSI	Condoms..... 6,517,321 Non-hormonal IUDs..... 35,830 Implants (3)..... 8,474 Injectables (3)..... 18,194 OCP 182,158 EC 109,996 MVA Kits 79 Misoprostol Tablets 86,121 Mifepristone Tablets 57,480 MA 'Combipack'..... 73,238 Total	65,173 157,652 21,185 4,549 13,011 6,875 1,975 7,177 38,512 124,505 440,614
 62. Mozambique Started by DKT in 2008; CYPs have been discounted	DKT	Condoms..... 7,844,894 Female Condoms..... 45,784 Non-hormonal IUDs..... 7,069 Implants (3)..... 2,040 Implants (3)..... 38,084 Injectables (3)..... 90,520 OCP 790,905 EC 110,744 MVA Kits 1,190 Misoprostol Tablets 212,971 MA 'Combipack' 131,075 Total	78,449 458 31,104 5,100 144,719 22,630 56,493 6,922 29,750 17,748 222,828 604,259
 63. Myanmar (1) Started by PSI in 1996; Now managed by Sun Community Health (SCH); DKT Myanmar products donated by SCH are not counted	SCH - PSI	Free Condoms 344,598 Non-hormonal IUDs..... 1,173 Implants (5)..... 238 Injectables (1) 392,417 OCP 384,059 Total	1,723 5,161 595 98,104 27,433 133,016

Program	Information Source	Product Sales	CYPs
 64. Myanmar (2) Started by MSI in 1998	MSI	OCP 1,529,715 EC 44,529 Misoprostol Tablets 15,110 Total	109,265 2,783 1,259 113,308
 65. Myanmar (3) Started by DKT in 2014; CYPs have been discounted	DKT	Condoms 9,020,376 Non-hormonal IUDs 30,213 Implants (4) 67,932 Injectables (3) 1,100,420 OCP 2,168,513 EC 2,254,703 MVA Kits 1,305 Cannulae 4,292 Misoprostol Tablets 906,664 Total	90,204 132,937 217,382 275,105 154,894 140,919 32,625 -- 75,555 1,092,148
 66. Nepal (1) Started in 1973 by Nepal Contraceptive Retail Sales (CRS)	Nepal CRS Company	Condoms 11,769,534 Non-hormonal IUDs 945 Implants (5) 1,260 Injectables (3) 1,103,052 OCP 1,699,230 EC 1,122,492 Total	117,695 4,158 4,788 275,763 121,374 70,156 593,934
 67. Nepal (2) Started by MSI in 2002	MSI	Condoms 888,570 MA 'Combipack' 72,215 Total	8,886 122,766 131,651
 68. Niger Started in 2007	ANIMAS-Sutura	Condoms 12,761,280 Injectables (1) 39,441 OCP 800,760 Total	127,613 9,860 57,197 194,670
 69. Nigeria (1) Started by MSI in 2009	MSI	Condoms 4,999,371 EC 324,082 Misoprostol Tablets 2,595,337 MA 'Combipack' 129,673 Total	49,994 20,255 216,278 220,444 506,971
 70. Nigeria (2) Started by DKT in 2013; CYPs have been discounted	DKT	Condoms 137,628,128 Non-hormonal IUDs 147,070 Hormonal IUDs 1,289 Implants (3) 25,750 Injectables (3) 1,892,740 OCP 5,656,097 EC 2,501,680 MVA Kits 33,207 Misoprostol Tablets 8,953,608 MA 'Combipack' 434,525 Diaphragm 68 MVA Single 8,210 Total	1,376,281 647,108 5,672 64,375 473,185 404,007 156,355 830,175 746,134 738,693 68 205,250 5,509,176
 71. Pakistan (1) Started by MSI in 2003	MSI	Condoms 2,753,544 Total	27,535 27,535
 72. Pakistan (2) Started by DKT in 2012; CYPs have been discounted	DKT	Condoms 125,013,155 Female Condoms 4,028 Non-hormonal IUDs 1,206,230 Implants (5) 6,041 Injectables (1) 68,180 Injectables (3) 457,193 OCP 1,407,953 EC 199,031 MVA Kits 1,526 Misoprostol Tablets 4,140,410 Total	1,250,132 40 5,307,412 22,956 5,682 114,298 100,568 12,439 38,150 345,034 4,955,856

Program	Information Source	Product Sales	CYPs
 73. Panama Started by DKT in 2017; CYPs have been discounted	DKT	Condoms..... 175,696 Non-hormonal IUDs.....3,116 Implants (3)..... 12,000 EC1,200 MVA Kits 2,000 Aspirators 2,600 Cannulae..... 8,700 Total	1,757 13,710 30,000 75 50,000 65,000 -- 145,505
 74. Paraguay Started by DKT in 2017; Prior year results included in regional hub (DKT Latin America South (LAS))	DKT	Condoms.....324,796 Female Condoms..... 4,062 Hormonal IUDs 1,975 Injectables (3)..... 20,137 EC 200 MVA Kits 250 Cannulae..... 1,183 Diaphragm 20 Total	3,248 41 8,690 5,034 13 6,250 -- 20 23,295
 75. Peru Started by DKT in 2018	DKT	Condoms..... 619,776 Female Condoms..... 32,540 Non-hormonal IUDs..... 11,010 EC 12,160 MVA Kits 2,552 Cannulae..... 12,270 Misoprostol Tablets 4,160 Total	6,198 325 48,444 760 63,800 -- 347 119,874
 76. Philippines Started by DKT in 1990; CYPs have been discounted	DKT	Condoms.....39,643,813 Non-hormonal IUDs..... 82,187 Injectables (3)..... 1,576,541 OCP 31,492,124 MVA Kits 2,764 Total	396,438 361,623 394,135 2,249,437 69,100 3,465,285
 77. Saudi Arabia Started by DKT in 2018	DKT	Non-hormonal IUDs..... 34,200 Total	150,480 150,480
 78. Senegal (1) Started by MSI in 2011	MSI	EC 4,890 Misoprostol Tablets 387,360 MA 'Combipack' 45,450 Total	306 32,280 77,265 109,851
 79. Senegal (2) Started by DKT in 2016; CYPs have been discounted; Sales also include Chad, Gabon, Gambia and Niger	DKT	Condoms.....5,712,048 Non-hormonal IUDs.....50,735 Implants (3)..... 300 Injectables (3)..... 600 EC11,900 MVA Kits 894 Misoprostol Tablets 291,840 Total	57,120 223,234 750 150 744 22,350 24,320 150,978
 80. Sierra Leone (1) Started by MSI in 1986	MSI	Condoms.....216,360 OCP 10,350 EC125,065 Misoprostol Tablets 202,800 MA 'Combipack'18,000 Total	2,164 739 7,817 16,900 30,600 58,219
 81. Sierra Leone (2) Started by DKT in 2018; CYPs have been discounted	DKT	Condoms.....1,178,788 Non-hormonal IUDs..... 2,200 Implants (3) 1,780 Injectables (3)..... 51,976 OCP 317,358 EC286,408 MVA Kits 1,593 Misoprostol Tablets 196,976 MA 'Combipack'16,600 Total	11,788 9,680 4,450 12,994 22,668 17,901 39,825 16,415 28,220 161,878

Program	Information Source	Product Sales	CYPs
 82. South Sudan Started by DKT in 2021; Prior year results included in regional hub (DKT East Africa)	DKT	Condoms..... 82,944 Non-hormonal IUDs..... 30 Implants (3)..... 50 Injectables (3)..... 1,000 OCP 3,200 EC 57,600 MVA Kits 10 Misoprostol Tablets.....37,056 MA 'Combipack'.....1,620 Total	829 132 125 250 229 3,600 250 3,088 2,754 11,257
 83. Sri Lanka (1) Started by PSI and IPPF in 1973; Now managed by Family Planning Association of Sri Lanka	FPA Sri Lanka	Condoms.....1,392,389 Non-hormonal IUDs..... 1,779 Implants (5).....2,507 Injectables (3).....313,686 OCP 1,714,456 EC 1,818,927 Total	13,924 7,828 9,527 78,422 122,461 113,683 345,844
 84. Sri Lanka (2) Started by MSI in 1983	MSI	Condoms 3,853,663 OCP 96,826 EC 189,632 Total	38,537 6,916 11,852 57,305
 85. Syria Started by DKT in 2018; Prior year results included in regional hub (DKT Egypt/MENA)	DKT	Non-hormonal IUDs..... 13,000 Total	57,200 57,200
 86. Tanzania (1) Started by MSI in 1989	MSI	Condoms 1,854,072 EC 2,300 Misoprostol Tablets.....888,300 Total	18,541 144 74,025 92,709
 87. Tanzania (2) Started by T-MARC in 2004	T-MARC	Condoms.....12,548,736 Free condoms 3,322,770 OCP 2,020,977 EC 251,040 Total	125,487 16,614 144,356 15,690 302,147
 88. Tanzania (3) Started by DKT in 2015; CYPs have been discounted	DKT	Condoms.....7,407,142 Non-hormonal IUDs.....6,879 Implants (3).....1,289 Implants (5)..... 50 Injectables (3)..... 1,160 OCP 455,729 EC 499,544 MVA Kits 1,025 Misoprostol Tablets.....1,029,396 Total	74,071 30,268 3,223 190 290 32,552 31,222 25,625 85,783 276,973
 89. Thailand Started by DKT in 2008	DKT	Non-hormonal IUDs..... 5,248 MVA Kits 1,115 Cannulae.....5,326 MVA Single..... 350 Total	23,091 27,875 -- 8,750 59,716
 90. Togo Started by DKT in 2008	DKT	Condoms.....1,863,936 Non-hormonal IUDs..... 1,000 Implants (3)..... 380 Injectables (3)..... 15,000 EC 153,600 MVA Kits 400 Misoprostol Tablets..... 393,120 MA 'Combipack'.....9,180 Total	18,639 4,400 950 3,750 9,600 10,000 32,760 15,606 95,705
 91. Turkey Started by DKT in 2008	DKT	Condoms..... 4,468,744 Non-hormonal IUDs.....118,900 EC 338,897 Total	44,687 523,160 21,181 496,189

Program	Information Source	Product Sales	CYPs
 92. Uganda (1) Started by MSI in 1997	MSI	Condoms..... 5,637,612 OCP 243,458 EC 760,647 Misoprostol Tablets.....4,299,710 MA 'Combipack'.....48,360 Total	56,376 17,390 47,540 358,309 82,212 561,828
 93. Uganda (2) Started by DKT in 2017; CYPs have been discounted	DKT	Condoms..... 9,252,648 Non-hormonal IUDs..... 1,884 Implants (3)..... 300 Injectables (3).....49,000 OCP248,000 EC 2,060,375 MVA Kits812 Misoprostol Tablets..... 365,580 MA 'Combipack'.....68,359 Total	92,526 8,290 750 12,250 17,714 128,773 20,300 30,465 116,210 422,272
 94. Uganda (3) Started in 2009	PACE - PSI	Free Condoms 14,857,840 Total	74,289 74,289
 95. Uruguay Started by DKT in 2016	DKT	Condoms.....745,684 Female Condoms..... 4,848 Non-hormonal IUDs..... 311 MVA Kits138 Cannulae.....1,385 Total	7,457 48 1,368 3,450 -- 12,324
 96. Viet Nam (1) Started by MSI in 1989	MSI	Condoms.....11,682 Non-hormonal IUDs..... 80,652 Implants (3).....518 Injectables (3).....119,899 EC 117,356 Misoprostol Tablets.....3,977,700 Mifepristone Tablets 555,803 Total	117 354,869 1,295 29,975 7,335 331,475 372,388 1,097,453
 97. Viet Nam (2) Started by DKT in 1993	DKT	Condoms..... 6,718,680 Non-hormonal IUDs.....141,500 OCP 11,358,924 EC140,100 MVA Kits1,295 Cannulae..... 27,857 MVA Single..... 800 Total	67,187 622,600 811,352 8,756 32,375 -- 20,000 1,562,270
 98. Yemen Started by MSI in 2001	MSI	Condoms.....1,454,823 Non-hormonal IUDs.....69,742 Implants (3).....13,836 Injectables (3).....285,957 OCP 1,918,013 Misoprostol Tablets.....119,860 Total	14,548 306,865 34,590 71,489 137,001 9,988 574,482
 99. Zambia (1) Started by MSI in 2007	MSI	EC 16,759 Misoprostol Tablets..... 103,580 MA 'Combipack'.....20,815 Total	1,047 8,632 35,386 45,065
 100. Zambia (2) Started by USAID in 2021	USAID	Condoms..... 21,917,520 OCP 407,600 Free OCP.....638,800 Total	219,175 29,114 45,629 293,918
 101. Zimbabwe Started by MSI in 1984	MSI	Non-hormonal IUDs.....1,322 Implants (3)..... 21 EC74,030 Misoprostol Tablets.....123,200 MA 'Combipack'2,775 Total	5,817 53 4,627 10,267 4,718 25,480
Grand Total			87,059,207



*Let every child
be wanted*



1001 Connecticut Ave NW, Suite 800, Washington, DC 20036 | Tel: 202-223-8780

Fax: 202-223-8786 | info@dktinternational.org | www.dktinternational.org

Connect with us:    