

2023

Contraceptive Social Marketing Statistics Report

Published June 2024



Report Explanation

The Contraceptive Social Marketing Statistics (CSM) Report is a tool that aims to provide the global sexual and reproductive health (SRH) community with accurate data that can support the healthy development of a market in constant evolution. The CSM Report aggregates sales data from social marketing organizations (SMOs) operating around the globe to expand access to critical family planning commodities and safe abortion supplies. Social marketing programs typically sell these products to the private sector (including clinics, supermarkets, mini-markets, and other shops), but some programs also make sales to non-governmental organizations (NGOs) and/or to the public sector. For over three decades, the CSM Report has complemented public health data by providing unique insight into SMOs' contributions to global SRH markets.

After over 30 years of tremendous work in compiling social marketing statistics, DKT International has [handed over](#) the development and publication of this important resource to the Reproductive Health Supplies Coalition (RHSC). RHSC is grateful to DKT for their leadership on the CSM Report and continued partnership in the years to come.

RHSC assumes this responsibility with an eagerness to maintain the landmarks of previous editions and broaden the impact of the report by listening to the SRH community with regards to the report's utility and ways they would like to see the report adapted, expanded, or clarified in the future. This process began last year with consultations with the different social marketing organizations that make this report possible and was expanded at the RHSC General Membership Meeting, where a co-creation session on the future of the CSM Report was held. Finally, an advisory group (AG) was established to guide the development of the user-informed design process and strategic approach for the report. The RHSC looks forward to continued engagement with the community throughout the years on this essential and collaborative effort.

DIRECTOR'S NOTE



The Contraceptive Social Marketing Statistics Report is a respected community data resource. RSHC is very proud to take over the production and dissemination of this key report, building on 30 years of work by DKT International, a member organization of RHSC. This is in keeping with RHSC's long history of promoting data visibility and use within the community and the move has been welcomed by the reproductive health community as a timely and unique addition to the canon of RH data resources we already produce. The Coalition has commissioned, produced, and disseminated key data across the RH supplies ecosystem, including the management of the Global Family Planning Data Visibility and Analytics Network (VAN), the Family Planning Market Report, the Landscape and Projection of Reproductive Health Supply Needs Report (LEAP), and many others.

Through our vast network of members spanning governments, private sector partners, manufacturers, procurers, donor organizations, and civil society and advocacy organizations, RHSC is well-positioned to ensure that the data platforms, tools, and resources we produce are responsive to the needs of our members. We recognize that the needs of the community are in constant flux as new products and stakeholders enter the equation, sometimes changing the ecosystem.

Looking ahead, RHSC views a unique opportunity to ensure that the CSM Report remains fit for purpose and provides the maximum value to members as an important data tool. To do this, the Coalition recognizes the need to better understand the ways in which the CSM Report is used by members, where members have faced difficulties or challenges with the report, and how members hope to see the report evolve in the future. And, in keeping with our role as a membership organization, we gathered forward-looking feedback from the community and called on the support of key partners over the last year.

We started this consultation process in 2023 through a series of user-informed design activities. First, we conducted consultations with many of the SMOs in order to better understand their experiences in reporting sales data. Second, during our 2023 General Membership Meeting in Accra, Ghana we hosted a Co-Creation Session with members in attendance around the future of the CSM Report, where we asked members (1) how they have used the CSM Report in the past; (2) what they found most valuable about the report; (3) how the report could be improved; and (4) what challenges they have had with the report. These two activities gave us initial insight into the community's use of, and experience with, the report and laid the groundwork for the establishment of an Advisory Group (AG) to provide guidance throughout this process.

In early 2024, we launched the AG, a multisectoral group of RHSC members who have come together to consider some of the key questions that underpin the future of the CSM Report and advise on a pathway forward. In particular, the AG was convened to:

1. **Develop a long-term strategy** and set of priorities for the future vision of the CSM Report, including recommendations around a user-informed design process;
2. **Serve as a consultative body** and make recommendations around shifts in definitions, scope, and analyses included in future iterations of the CSM Report;
3. **Make recommendations** around minor adjustments, where needed, in the 2023 CSM Report.

Since March, the AG has come together to inform initial recommendations and to outline next steps. And, in the year ahead, the AG will continue to convene regularly to guide the user-informed design process outlined in Annex 1.

Through these conversations with community members, we opted to keep this year's version of the CSM Report more or less status quo, to allow comparisons to the past and time to figure out, through forward-looking reviews and the AG, what changes should accompany future versions of the report. We are indebted to our AG who informed the planning and production of this issue of the CSM Report.

The transition of the CSM Report to RHSC further strengthens our collective understanding of the global RH supply data landscape and where the gaps are, and we look forward to building those learnings back into strengthening and developing our data outputs. We can promise that the next iteration of the CSM report—to be published in 2025—will build further on the rich history and strong foundation we have inherited from DKT and our community can expect continual improvement in coverage and insights.

We welcome your thoughts and appreciate your engagement,

Martyn Smith
RHSC



Changes from Previous Years

In the coming years, RHSC is eager to engage its members and stakeholders across sectors to improve the report's utility within the SRH data landscape. For this initial year of developing and publishing the CSM Report, RHSC has decided to maintain a certain level of status quo, both to make the transition as manageable as possible for users and participating organizations, and to provide sufficient time to engage with the AG and report stakeholders to obtain feedback, input, and concerns from the community.

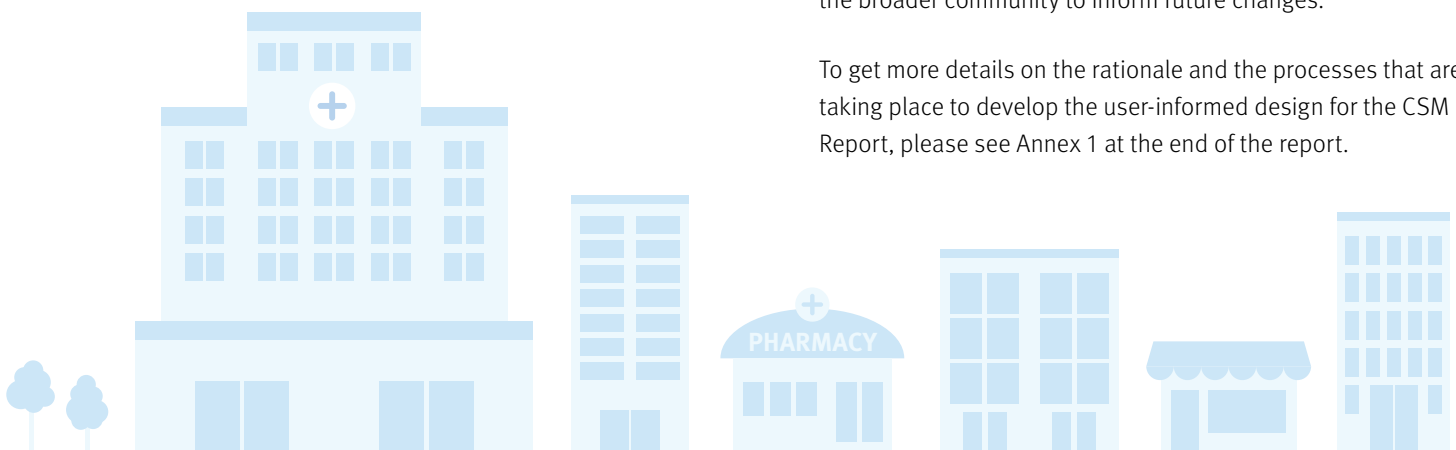
Nonetheless, there are some minor changes made to the report in this first year that the Coalition and AG determined to be a valuable first step in a series of improvements that will reflect the viewpoints of the consulted organizations and individuals.

The first change is the inclusion of the USAID Couple Years of Protection (CYP) conversion factors as an additional datapoint alongside the conversion factors used in previous years. This addition is intended to make the data more usable and comparable, as the USAID CYP conversion factors tend to be more widely used among the broader community and are reflected in other data sources. This change will also apply to the analyses contained within the CSM Report. At this stage, RHSC has updated the most recent three years of data for use in the report analyses, but has not yet updated the older historical data file, as we seek feedback on the usefulness of a full update. Since USAID conversion factors do not include safe abortion supplies, there is no additional USAID factor provided for these products. In these cases, the original conversion factor is still available. In future years, a comparable impact metric for safe abortion supplies will be explored with the AG.

The second change is the removal of the 10,000 CYPs threshold required for country programs to be included in the CSM Report. Consultation with users found very consistent feedback about the high value of sales data – regardless of CYPs generated – as sales data provides crucial insights into the total market. This understanding of market dynamics and opportunity is one of the primary uses of the report according to the information collected thus far from the community. Consequently, for the 2023 CSM Report, there is no minimum CYP requirement for inclusion and all reporting SMOs are included. RHSC and the AG also wanted to ensure that the 10,000 CYP threshold did not act as a barrier to participation for smaller and independent SMOs.

The third and final change is related to product categories. RHSC is acutely aware that different factors, like market and technological innovations, have resulted in changes and additions to product categories throughout the years. As product categories continue to evolve, and more contraceptives and safe abortion supplies are made available globally, the Coalition wants to ensure that the report can provide key insights into these categories. For the 2023 CSM Report, the Oral Contraceptive Pill (OCP) category will be split into two new categories: Combined Oral Contraceptives (COC) and Progestin-Only Pills (POP). Similarly, IUDs will be split into two categories: Hormonal IUD and Non-Hormonal IUDs. These category changes follow the addition of the USAID CYP conversion factors for these products and will provide more specific data for the report. Given the Coalition's data stewardship related to contraceptive product mapping and master data management through VAN and LEAP, in the coming year, the AG will consider important changes to the product category structure, with a focus on comparability across data sets, and seek input from the broader community to inform future changes.

To get more details on the rationale and the processes that are taking place to develop the user-informed design for the CSM Report, please see Annex 1 at the end of the report.



How Do We Calculate CYPs?

Conversion factors

Couple Years of Protection. Couple Years of Protection, or CYPs, are a common sexual and reproductive health metric representing the amount of contraception one couple needs to prevent pregnancy over a 1-year period. CYP conversion factors are based on the expected amount of time a product can be used before replacement, thus determining the number of years of protection a couple has from a given contraceptive method.

As mentioned in the changes from previous years, the 2023 CSM Report will use two sets of CYP calculations for each of the product categories: the historical conversion factor retained from previous iterations of the CSM Report, and the USAID conversion factor. It is also worth noting that some rows in the CYP chart below are intentionally left blank when there is not a conversion factor for a given product (e.g. there is no USAID CYP factor for safe abortion supplies).

For more information about USAID CYP calculations and rationale, please visit [USAID's website](#).¹

























For a more information on the CYP calculations and rationale from previous CSM Reports please visit [DKT's website](#) or reference previous CSM Reports in the 'How Do We Calculate CYPs' section.²

DATA DISCLAIMERS

All sales data in this report is self-reported and it was not always possible to differentiate between sales to the private sector and sales to other NGOs or the public sector. RHSC also recognizes that there are limitations in ensuring that all SMOs operating in this space worldwide are represented within the CSM Report. There is no comprehensive list of all SMOs that are currently active, so there may be SMOs that were not included in the process of developing the 2023 CSM Report, and some organizations opted out of reporting their data. Data from clinical services is not included in this report.

For many of the DKT programs included in the report, the sales data includes both sales to the private sector as well as sales to NGOs or the public sector. In consultation with DKT International, CYP totals are adjusted to discount the CYP totals in order to account for the sales to the public sector and NGOs.

If you would like to be included in future reporting, or have additional suggestions of SMOs we should include, please contact csmreport@rhsupplies.org. RHSC is eager to continue to increase the number of SMOs reporting sales data to better reflect this part of the market.

METHOD	HISTORICAL*	USAID
 Condoms	÷100	×0.00833
 Free Condoms	÷200	×0.00833
 Female Condoms	÷100	×0.00833
 Free Female Condoms	÷200	×0.00833
 Combined Oral Contraceptives (COC)	÷14	×0.0667
 Progestin-only Pills (POP)	÷14	×0.0833
 Injectable (1 mo)	÷12	×0.077
 Injectable (2 mo)	÷6	×0.167
 Injectable (3 mo)	÷4	×0.25
 Hormonal IUDs	×4.4	×4.6
 Non-hormonal IUDs	×4.4	×4.8
 Implants (3 year)	×2.5	×2.5
 Implants (4 year)	×3.2	—
 Implants (5 year)	×3.8	×3.8
 Emergency Contraception	÷16	×0.05
 Medical Abortion (MA) Combipack**	×1.7	—
 Misoprostol (Miso) Tablets	÷12	—
 Mifepristone Tablets	×0.67	—
 Manual Vacuum Aspiration (MVA) Kit	×25	—
 MVA Single	×25	—
 Aspirator	×25	—
 Vaginal Foaming Tablets	÷120	×0.00833
 Vaginal Contraceptive Film	÷120	—
 Diaphragm	×1	×1

* Historical Conversion Factor (Past & Current CSM Reports)

** 1 Mifepristone + 4 Misoprostol tablets

1 USAID. Couple-Years of Protection (CYP). Accessed via <https://www.usaid.gov/global-health/health-areas/family-planning/couple-years-protection-cyp>.

2 DKT International. Resources. Accessed via <https://www.dktinternational.org/resources/>.

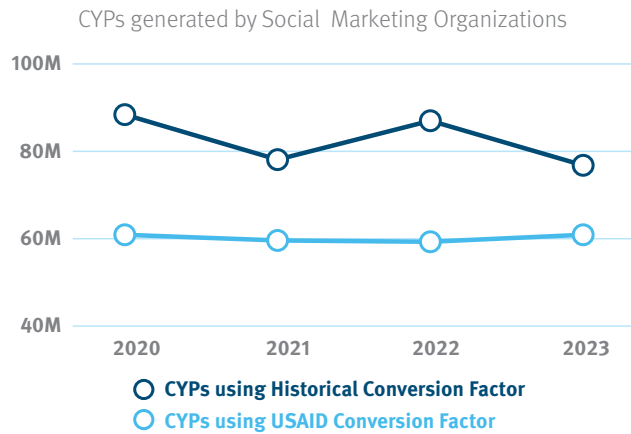
Social Marketing Statistics 2023

HIGHLIGHTS: CYP TRENDS - 2020-2023

Using the historical conversion factors, we see a 10.1 million reduction in CYPs from SMO sales between 2022 and 2023. Conversely, when using the USAID conversion factors, we see a modest increase of 1.6 million CYPs between 2022 and 2023. The CYP totals using the USAID conversion factors do not include CYPs generated from abortion commodities, accounting for the largest difference between the two sets of conversion factors. To that end, this difference in CYP trends between 2022 and 2023—and in particular, the decline in CYPs using the historical conversion factor—could, at least in part, be due to changes in sales of abortion commodities in 2023 (which would not be reflected in CYP totals using the USAID conversion factors). Across the four years depicted in the chart and graph to the right, the number of reporting programs remains relatively consistent, and thus likely wouldn't account for the decline between 2022 and 2023. To better understand these trends, additional analysis of the sales data would be necessary. Historically, the CSM Report did not include this level of analysis, but as we look to future changes, we will explore opportunities to add additional analysis to sales and impact trends.

CYPs generated by Social Marketing Organizations

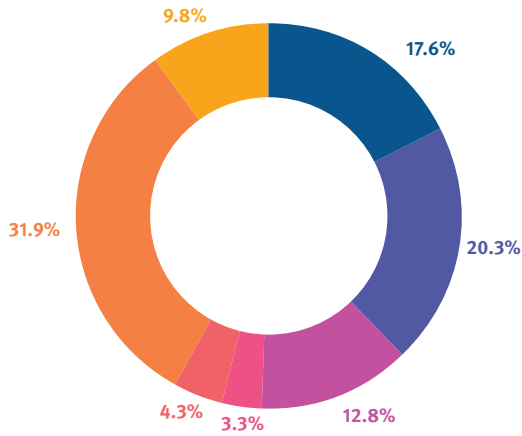
	HISTORICAL	USAID
2020	84.8 million	60.9 million
2021	78.1 million	59.6 million
2022	87 million	59.3 million
2023	76.9 million	60.9 million



SALES - 2023

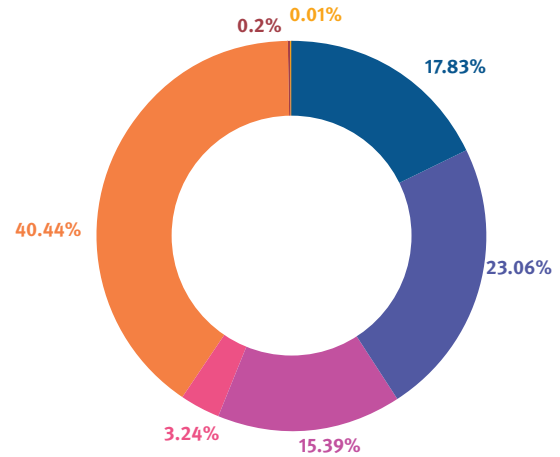
	Condoms	1,300,773,175	98 programs
	Free Condoms	1,358,488	1 program
	Female Condoms	1,356,094	13 programs
	Free Female Condoms	13,000	1 program
	Combined IUDs (Non-Hormonal + Hormonal)	6,037,398	69 programs
	Combined Implants	664,370	45 programs
	Combined Injectables	44,253,507	63 programs
	Oral Contraceptives (POP & COC)	206,241,228	53 programs
	Emergency Contraception (EC)	39,015,596	69 programs
	Manual Vacuum Aspiration (MVA) kits	73,336	38 programs
	Aspirators	29,091	16 programs
	Cannulae	290,362	21 programs
	Misoprostol Tablets	37,588,324	54 programs
	Mifepristone Tablets	551,285	5 programs
	MA 'Combipack' (Mifepristone + Misoprostol)	4,209,052	43 programs
	Diaphragms	2,284	5 programs
	MVA Singles	11,576	3 programs

HISTORICAL CONVERSION FACTOR



PRODUCT	CYPs	%
Condoms	12,789,330	17.6
Oral Contraceptives (COC + POP)	14,706,278	20.3
Combined Injectables	9,248,945	12.8
Emergency Contraception	2,423,013	3.3
Misoprostol Tablets (Miso)	3,120,499	4.3
Combined IUDs (Non-Hormonal + Hormonal)	23,119,248	31.9
MA 'Combipack' (Mifepristone Tablets-Misoprostol)	7,100,440	9.8
Total	72,507,751	100.0

USAID CONVERSION FACTOR



PRODUCT	CYPs	%
Condoms	10,659,558	17.83
Oral Contraceptives (COC + POP)	13,785,461	23.06
Combined Injectables	9,202,977	15.39
Emergency Contraception	1,938,410	3.24
Combined IUDs (Non-Hormonal + Hormonal)	24,174,849	40.44
Free Condoms	11,316	0.02
Female Condoms	8,320	0.01
Total	59,780,892	100.00

DONOR ACKNOWLEDGMENTS



The work of the SMOs included in the CSM Report would not be possible without the generous support of many donors. Reporting SMOs thank the following donors for their contributions to their work: Abt Associates; Children's Investment Fund Foundation; the Gates Foundation); David and Lucile Packard Foundation; Embassy of the Kingdom of the Netherlands; UK Foreign, Commonwealth & Development Office (FCDO); Government of Germany (KfW Development Bank); Government of India; International Organization for Migration (OIM); International Planned Parenthood Federation (IPPF); KfW Development Bank; Mylan; Planned Parenthood Federation of America records (PPFA-I); President's Emergency Plan for AIDS Relief (PEPFAR); Swedish International Development Agency; The Erik. E. and Edith H. Bergstrom Foundation; The Global Fund; The U.S. President's Emergency Plan for AIDS Relief (PEPFAR); UNFPA Albania; United Nations Office for Project Services (UNOPS); United Nations Population Fund (UNFPA); United States Agency for International Development (USAID); USAID SMC; West African Health Organization (WAHO); WestWind Foundation; William and Flora Hewlett Foundation, and countless anonymous donors.










Social Marketing Program Sales









Sales data and statistics listed for all reporting programs









ORGANIZATION ACRONYMS








AIMAS	Agence Ivoirienne de Marketing Social
ANIMAS SUTURA	Nigerian Association of Social Marketing
ASHONPLAFA	Asociación Hondureña de Planificación Familiar
ASMO	Afghan Social Marketing Organization
CEMOPLAF	Centro Médico de Orientación y Planificación Familiar
CIES Salud Sexual - Salud Reproductiva ..	Centro de Investigación y Educación Sexual y Reproductiva: Salud Sexual - Salud Reproductiva
DKT	DKT International
FHS	Family Health Services
FPA	Sri Lanka Family Planning Association of Sri Lanka
MPHD	Momentum Private Health Delivery
MSI	MSI Reproductive Choices
Nepal CRS Company	Nepal Contraceptive Retail Sales
OCEAC	Organization for Coordinating the Fight Against Endemics in Central Africa
PPSAC	Project for the Prevention of HIV/AIDS in Central Africa
PROMACO	Programme de Marketing Social et de Communication pour la Santé
PSI	Population Services International
PSK	Population Services Kenya
PSH	Population Solutions for Health (Zimbabwe)
SFH	Society for Family Health (Rwanda)
SLaDA	Sierra Leone Social Marketing and Development Agency
SMC	Social Marketing Company (Bangladesh)
TFHO	Total Family Health Organization
T-MARC	Tanzania Marketing and Communications Project
USAID	United States Agency for International Development









PROGRAM	INFORMATION SOURCE	PRODUCT SALES	CYPs (HISTORICAL)	CYPs (USAID)	
 1. Afghanistan (1) Started by the Communication for Behavior Change; Expanding Access to Private Sector Health Project and Services in Afghanistan (COMPRI-A) Project	ASMO	Condoms	3,843,180	38,432	32,014
		Injectables (1)	252,695	21,058	19,458
		Combined Oral Contraceptives (COC)	661,012	47,215	44,090
		Progestin-only Pills (POP)	75,987	5,428	6,330
		Total		1112,133	101,890
 2. Afghanistan (2) Started by DKT in 2020	DKT	Condoms	2,001,072	20,011	16,669
		Non-hormonal IUDs	112,700	495,880	518,420
		Implants (3)	1,750	4,375	4,375
		Injectables (3)	108,000	27,000	27,000
		Combined Oral Contraceptives (COC)	225,000	16,071	15,008
		Emergency Contraception	92,000	5,750	4,600
		MVA	1,740	43,500	—
		Misoprostol	358,000	29,833	—
Total		642,420	586,071		








PROGRAM	INFORMATION SOURCE	PRODUCT SALES	CYPs (HISTORICAL)	CYPs (USAID)
 3. Afghanistan (3) Started by MSI in 2003	MSI	Condoms 1,351,455 Non-hormonal IUDs 33,680 Implants (5) 596 Combined Oral Contraceptives (COC) 149,985 Emergency contraception 1,173 Total	13,515 148,192 2,265 10,713 73 174,758	11,258 154,928 2,265 10,004 59 178,513
 4. Albania	Nesmark Foundation	Condoms 119,304 Total	1,193 1,193	994 994
 5. Argentina Started by DKT in 2018; Prior year results included in regional hub (DKT Latin America South (LAS))	DKT	Aspirators 1,000 Cannulae 10,000 Total	25,000 — 25,000	— — —
 6. Bahrain	DKT	Non-hormonal IUDs 800 Total	3,520 3,520	3,680 3,680
 7. Bangladesh (1) Started by MSI in 1988	MSI	MA ‘Combipack’ 30,556 Total	51,945 51,945	— —
 8. Bangladesh (2) Started by PSI in 1975; Now managed by the Social Marketing Company (formerly SMP)	SMC	Condoms 164,104,880 Non-hormonal IUDs 9,342 Implant (5) 4,838 Injectables (3) 5,312,626 Combined Oral Contraceptives (COC) 42,326,826 Progestin-only Pills (POP) 3,046,445 Total	1,641,049 41,105 18,384 1,328,157 3,023,345 217,603 6,269,642	1,366,994 42,973 18,384 1,328,157 2,823,199 253,769 5,833,476
 9. Benin Started by DKT in 2017	DKT	Condoms 1,396,056 Non-hormonal IUDs 5,190 Injectables (3) 3,560 Combined Oral Contraceptives (COC) 1,620 Emergency Contraception 279,240 MVA kits 900 Misoprostol 313,920 MA ‘Combipack’ 5,860 Total	13,961 22,836 890 116 17,453 22,500 26,160 9,962 113,877	11,629 23,874 890 108 13,962 — — — 50,463
 10. Bolivia (1) Started by CIES in 1987	CIES Salud Sexual - Salud Reproductiva	Condoms 104,036 Hormonal IUDs 3,173 Non-hormonal IUDs 3,979 Implants (3) 5,371 Implants (5) 5,452 Injectables (1) 2,407 Injectables (3) 2,340 Combined Oral Contraceptives (COC) 4,211 Emergency Contraception 702 Total	1,040 13,961 17,508 13,428 20,718 201 585 301 44 67,785	867 15,230 18,303 13,428 20,718 185 585 281 35 69,632
 11. Bolivia (2) Started by DKT in 2017	DKT	Condoms 700,092 Female Condoms 4,650 Non-hormonal IUDs 10,832 Implants (3) 2,316 Combined Oral Contraceptives (COC) 2,820 Emergency Contraception 37,220 Aspirators 1,506 Cannulae 14,015 Misoprostol 7,584 MA ‘Combipack’ 1,470 Diaphragm 94 Total	7,001 47 47,661 5,790 201 2,326 37,650 — 632 2,499 94 103,901	5,832 39 49,827 5,790 188 1,861 — — — — 94 63,631








PROGRAM	INFORMATION SOURCE	PRODUCT SALES	CYPs (HISTORICAL)	CYPs (USAID)
 12. Brazil Started by DKT in 1991; CYPs have been discounted	DKT	Condoms 126,386,157 Non-hormonal IUDs 231,180 Injectables (3) 400 Aspirators 11,309 Cannulae 42,503 Diaphragm 341 Total	1,263,862 734,045 100 282,725 — 341 2,281,073	1,052,797 767,411 100 — — 341 1,820,649
 13. Burkina Faso (1) Started by DKT in 2016; CYPs have been discounted	DKT	Condoms 2,179,080 Non-hormonal IUDs 5,885 Injectables (3) 7,060 Emergency Contraception 57,670 MVA kits..... 170 Misoprostol 170,560 MA ‘Combipack’ 10,980 Total	21,791 25,894 1,765 2,783 4,250 14,213 18,666 89,362	18,152 27,071 1,765 2,226 — — — 49,214
 14. Burkina Faso (2) Started by MSI in 2009	MSI	Condoms 460,768 Injectables (3) 25 Combined Oral Contraceptives (COC) 63,981 Emergency Contraception 5,854 Misoprostol 363,040 MA ‘Combipack’ 2,660 Total	4,608 6 4,570 366 30,253 4,522 44,325	3,838 6 4,268 293 — — 8,405
 15. Burkina Faso (3) Started by Programme de marketing social et de communication pour la santé (PROMACO)	PROMACO	Condoms 12,349,760 Free Condoms 1,358,488 Female Condoms 4,300 Free Female Condoms 13,000 Total	123,498 6,792 43 65 130,398	102,874 11,316 36 108 114,334
 16. Cambodia Started by MSI in 1998	MSI	Condoms 43 Non-hormonal IUDs 225 Implants (3) 550 Implants (5) 72 Injectables (3) 1,400 Combined Oral Contraceptives (COC) 1,043 Emergency Contraception 141 MA ‘Combipack’ 642 Total	0 990 1,375 274 350 75 9 1,091 4,164	0 1,035 1,375 274 350 70 7 — 3,111
 17. Cameroon Started by DKT in 2016	DKT	Condoms 8,691,696 Non-hormonal IUDs 19,490 Implants (3) 300 Combined Oral Contraceptives (COC) 6,000 Emergency Contraception 80,180 MVA kits..... 2,894 Misoprostol 404,880 MA ‘Combipack’ 36,174 Total	86,917 85,756 750 429 5,011 72,350 33,740 61,496 346,449	72,402 89,654 750 400 4,009 — — — 167,215
 18. Cameroon Started by OCEAC in 2006	PPSAC - OCEAC	Condoms 6,216,300 Total	62,163 62,163	51,782 51,782
 19. Central African Republic Started by OCEAC in 2006	PPSAC - OCEAC	Condoms 2,326,320 Total	23,263 23,263	19,378 19,378









PROGRAM	INFORMATION SOURCE	PRODUCT SALES	CYPs (HISTORICAL)	CYPs (USAID)
 20. Chad (1)	DKT	Condoms 144,000	1,440	1,200
		Non-hormonal IUDs 1,800	7,920	8,280
		Implants (3) 30	75	75
		Emergency Contraception 5,405	338	270
		MVA kits..... 250	6,250	—
		Misoprostol 49,920	4,160	—
		MA ‘Combipack’ 960	1,632	—
Total	21,815	9,825		
 21. Chad (2) Started by OCEAC in 2006	PPSAC - OCEAC	Condoms 2,228,172	22,282	18,561
		Total	22,282	18,561
 22. Chile Started by DKT in 2010; CYPs have been discounted	DKT	Condoms 674,404	6,744	5,618
		Female Condoms 704,000	3,520	2,932
		Non-hormonal IUDs 2,112	9,293	9,715
		Implants (3) 116	290	290
		Injectables (3) 2,921	730	730
		Emergency Contraception 38,939	2,434	1,947
		Aspirators 1,241	31,025	—
		Cannulae 1,738	—	—
		Misoprostol 9	1	—
		MA ‘Combipack’ 9	15	—
		Total	54,052	21,232
 23. Colombia Started by DKT in 2017; CYPs have been discounted	DKT	Condoms 534,600	5,346	4,453
		Female Condoms 4,400	44	37
		Non-hormonal IUDs 30,829	76,811	80,302
		Aspirators 1,573	39,325	—
		Cannulae 23,967	—	—
		Diaphragm 565	565	565
		Total	122,091	85,357
 24. Congo / Brazzaville (1) Started by DKT in 2020	DKT	Condoms 189,822	1,898	1,581
		Non-hormonal IUDs 1,500	6,600	6,900
		Implants (3) 6,939	17,348	17,348
		Implants (5) 2,470	9,386	9,386
		Injectables (3) 1,104	276	276
		Combined Oral Contraceptives (COC) 1,283	92	86
		Emergency Contraception 872	55	44
		MVA kits..... 77	1,925	—
		MA ‘Combipack’ 1,553	2,640	—
		Total	40,219	35,620
		 25. Congo / Brazzaville (2) Started by OCEAC in 2009	PPSAC - OCEAC	Condoms 5,733,360
Total	57,334			47,759
 26. Costa Rica Started by DKT in 2018	DKT	Condoms 882,724	8,827	7,353
		Emergency Contraception 600	38	30
		Total	8,865	7,383
 27. Côte d'Ivoire (1) Started by PSI in 1998; now managed by AIMAS	AIMAS	Condoms 34,071,600	340,716	283,816
		Injectables (3) 169,490	42,373	42,373
		Combined Oral Contraceptives (COC) 4,097,124	292,652	273,278
		Emergency Contraception 1,425,220	89,076	71,261
		Total	764,816	670,728







PROGRAM	INFORMATION SOURCE	PRODUCT SALES	CYPs (HISTORICAL)	CYPs (USAID)
 28. Côte d'Ivoire (2) Started by DKT in 2017; CYPs have been discounted	DKT	Condoms 5,886,216	58,862	49,032
		Non-hormonal IUDs 24,428	107,483	112,369
		Implants (3) 30	75	75
		Injectables (3) 6,400	1,600	1,600
		Emergency Contraception 112,084	7,005	5,604
		MVA kits..... 3,112	77,800	—
		Misoprostol 852,848	71,071	—
		Total	323,896	168,680
 29. Democratic Republic of Congo (Kinshasa) Started by DKT in 2009; CYPs have been discounted	DKT	Condoms 26,046,150	214,940	179,045
		Non-hormonal IUDs 179,980	634,823	663,679
		Implants (3) 322,994	430,541	430,541
		Implants (5) 88,345	197,777	197,777
		Injectables (3) 741,271	112,279	112,279
		Combined Oral Contraceptives (COC) 1,026,154	51,332	47,934
		Emergency Contraception 2,252,720	128,298	102,638
		MVA kits..... 3,947	98,675	—
		Misoprostol 566,068	47,172	—
		MA 'Combipack' 108,325	146,421	—
		Total	2,062,259	1,733,893
 30. Dominican Republic Started by DKT in 2016	DKT	Condoms 182,899	1,829	1,524
		Aspirators 130	3,250	—
		Cannulae 2,630	—	—
		Total	5,079	1,524
 31. Ecuador (1) Started by CEMOPLAF in 1974	CEMOPLAF	Condoms 138,000	1,380	1,150
		Non-hormonal IUDs 610	2,684	2,806
		Implants (3) 983	2,458	2,458
		Implants (5) 837	3,181	3,181
		Injectables (1) 6,804	567	524
		Injectables (3) 9,396	2,349	2,349
		Combined Oral Contraceptives (COC) 2,900	207	193
		Emergency Contraception 2,020	126	101
		Misoprostol 64,820	5,402	—
		Total	18,353	12,761
 32. Ecuador (2) Started by DKT in 2017	DKT	Condoms 321,596	3,216	2,679
		Female Condoms 2,285	23	19
		Non-hormonal IUDs 6,715	29,546	30,889
		Implants (3) 5,448	13,620	13,620
		Injectables (3) 8,352	2,088	2,088
		Emergency Contraception 51,920	3,245	2,596
		Aspirators 438	10,950	—
		Cannulae 9,248	—	—
		Misoprostol 40,280	3,357	—
		Total	66,044	51,891
 33. Egypt Started by DKT in 2004	DKT	Condoms 6,365,578	63,656	53,025
		Non-hormonal IUDs 397,797	1,750,307	1,829,866
		Emergency Contraception 669,438	41,840	33,472
		MVA kits..... 168	4,200	—
		Cannulae 78	—	—
		Total	1,860,002	1,916,363
 34. El Salvador Started by DKT in 2016	DKT	Condoms 134,405	1,344	1,120
		Non-hormonal IUDs 1,503	6,613	6,914
		Injectables (1) 1,040	87	80
		Emergency Contraception 3,050	191	153
		Aspirators 265	6,625	—
		Cannulae 2,120	—	—
		Total	14,860	8,266










PROGRAM	INFORMATION SOURCE	PRODUCT SALES	CYPs (HISTORICAL)	CYPs (USAID)
 35. Ethiopia (1) Started by DKT in 1990; CYPs have been discounted	DKT	Condoms 32,667,408	326,674	272,120
		Female Condoms 498,079	4,981	4,149
		Non-hormonal IUDs 498,079	1,971,548	2,061,163
		Implants (3) 2,530	6,325	6,325
		Injectables (3) 5,122,650	955,663	955,663
		Combined Oral Contraceptives (COC) 5,234,751	373,911	349,158
		Emergency Contraception 4,741,480	296,343	237,074
		MVA kits..... 2,180	54,500	—
		Cannulae 4,360	—	—
		MA ‘Combipack’ 356,158	605,469	—
Total	4,595,412	3,885,651		
 36. Ethiopia (2) Started by MSI in 1991	MSI	Injectables (3) 12,050	3,013	3,013
		Emergency Contraception 3,635,716	227,232	181,786
		MA ‘Combipack’ 374,381	636,448	—
		Total	866,692	184,798
 37. Gabon Started by DKT in 2017	DKT	Condoms 179,712	1,797	1,497
		Total	1,797	1,497
 38. The Gambia	DKT	Condoms 83,736	837	698
		MVA kits..... 6	150	—
		Total	987	698
 39. Ghana (1) Started by DKT in 2011	DKT	Condoms 19,405,412	194,054	161,647
		Female Condoms 1,188	12	10
		Non-hormonal IUDs 11,994	52,774	55,172
		Implants (3) 1,729	4,323	4,323
		Implants (5) 13,003	49,411	49,411
		Injectables (1) 4,376	365	337
		Injectables (3) 163,443	40,861	40,861
		Combined Oral Contraceptives (COC) 376,791	26,914	25,132
		Emergency Contraception 5,735,280	358,455	286,764
		MVA kits..... 1,315	32,875	—
		Misoprostol 165,168	13,764	—
		MA ‘Combipack’ 83,125	141,313	—
Total	915,119	623,657		
 40. Ghana (2) Started by MSI in 2006	MSI	Condoms 412,740	4,127	3,438
		Emergency Contraception 99,612	6,226	4,981
		Misoprostol 215,033	17,919	—
		MA ‘Combipack’ 68,320	116,144	—
		Total	144,417	8,419
 41. Ghana (3) Started by PSI in 2016	TFHO - PSI	Condoms 5,168,868	51,689	43,057
		Non-hormonal IUDs 3,450	15,180	15,870
		Implants (3) 4,640	11,600	11,600
		Implants (5) 3,240	12,312	12,312
		Injectables (3) 754,705	188,676	188,676
		Combined Oral Contraceptives (COC) 3,946,500	281,893	263,232
		Total	561,350	534,746
 42. Guatemala Started by DKT in 2014	DKT	Condoms 1,424,864	14,249	11,869
		Hormonal IUDs 50	220	240
		Non-hormonal IUDs 2,500	11,000	11,500
		Mifepristone 1,830	1,226	—
		Total	26,695	23,609









PROGRAM	INFORMATION SOURCE	PRODUCT SALES	CYPs (HISTORICAL)	CYPs (USAID)
 43. Guinea Started by DKT in 2017	DKT	Condoms 2,058,264	20,583	17,145
		Non-hormonal IUDs 2,270	9,988	10,442
		Injectables (3) 4,600	1,150	1,150
		Emergency Contraception 7,224	452	361
		MVA kits..... 822	20,550	—
		Misoprostol 126,720	10,560	—
		MA ‘Combipack’ 1,660	2,822	—
		Total	66,104	29,099
 44. Guinea-Bissau Started by DKT in 2017	DKT	Condoms 95,040	950	792
		MVA kits..... 10	250	—
		Misoprostol 1,440	120	—
		Total	1,320	792
 45. Honduras (1) Started by Ashonplafa in 1963	Ashonplafa	Condoms 419,393	4,194	3,494
		Hormonal IUDs 48	211	230
		Non-hormonal IUDs 7,134	31,390	32,816
		Implants (3) 3,017	7,543	7,543
		Injectables (1) 159,328	13,277	12,268
		Injectables (3) 144,386	36,097	36,097
		Combined Oral Contraceptives (COC) 1,422,144	101,582	94,857
		Total	194,293	187,305
 46. Honduras (2) Started by DKT in 2018	DKT	Condoms 54,980	550	458
		Non-hormonal IUDs 1,073	4,721	4,936
		Emergency Contraception 91,000	5,688	4,550
		Aspirators 355	8,875	—
		Cannulae 2,840	—	—
		Misoprostol 114,464	9,539	—
		Total	29,372	9,944
 47. India (1) Mumbai; Started by DKT in 1992; Managed by DKT India	DKT	Condoms 95,461,316	954,613	795,193
		Hormonal IUDs 5,931	26,096	28,469
		Non-hormonal IUDs 421,089	1,852,792	1,937,009
		Injectables (3) 161,544	40,386	40,386
		Combined Oral Contraceptives (COC) 15,848,103	1,132,007	1,057,068
		Emergency Contraception 124,570	7,786	6,229
		Aspirators 896	22,400	—
		Cannulae 6,765	—	—
		Misoprostol 1,719,140	143,262	—
		Total	4,179,342	3,864,354
 48. India (2) Janani; Started by DKT in 1996; Managed by Janani (DKT)	DKT	Condoms 17,286,853	172,869	143,999
		Non-hormonal IUDs 51,968	228,659	239,053
		Injectables (3) 214,453	53,613	53,613
		Combined Oral Contraceptives (COC) 1,507,738	107,696	100,566
		Emergency Contraception 77,463	4,841	3,873
		MVA kits..... 484	12,100	—
		Aspirators 554	13,850	—
		Cannulae 184	—	—
		Misoprostol 1,106,832	92,236	—
		MA ‘Combipack’ 1,735,394	2,950,170	—
Total	3,636,034	541,105		
 49. India (3) Started by MSI/PHS Population Health Services in 1999	MSI	Condoms 4,500	45	37
		Non-hormonal IUDs 309,840	1,363,296	1,425,264
		Injectables (3) 278,109	69,527	69,527
		Combined Oral Contraceptives (COC) 11,205,548	800,396	747,410
		Emergency contraception 135,495	8,468	6,775
		Misoprostol 2,696,119	224,677	—
Total	2,466,410	2,249,014		










PROGRAM	INFORMATION SOURCE	PRODUCT SALES	CYPs (HISTORICAL)	CYPs (USAID)
 50. Indonesia Started by DKT in 1996; CYPs have been discounted	DKT	Condoms 193,678,386	1,915,782	1,595,846
		Non-hormonal IUDs 833,333	2,496,826	2,610,318
		Implants (3) 10,916	27,290	27,290
		Injectables (1) 6,811,800	567,650	524,509
		Injectables (2) 2,033,100	338,850	339,528
		Injectables (3) 13,898,500	3,474,625	3,474,625
		Combined Oral Contraceptives (COC) 36,145,875	2,581,848	2,410,930
		Emergency Contraception 246,972	15,436	12,349
		MVA kits..... 911	22,775	—
		Aspirators 1,569	39,225	—
		Cannulae 23,255	—	—
		Misoprostol 239,800	19,983	—
		Total	11,500,291	10,995,395
 51. Iraq Started by DKT in 2021	DKT	Condoms 2,304,000	23,040	19,192
		Injectables (3) 240,000	60,000	60,000
		Combined Oral Contraceptives (COC) 135,962	9,712	9,069
		Emergency Contraception 9,995	625	500
		Total	93,376	88,761
 52. Jordan Started by DKT in 2022	DKT	Condoms 260,675	2,607	2,171
		Non-hormonal IUDs 10,602	46,649	48,769
		MVA kits..... 2	50	—
		Total	49,306	50,941
 53. Kenya (1) Started by DKT in 2016; CYPs have been discounted	DKT	Condoms 19,590,447	195,904	163,188
		Hormonal IUDs 170	748	816
		Non-hormonal IUDs 6,818	29,999	31,363
		Implants (3) 810	2,025	2,025
		Injectables (3) 977,115	243,580	243,580
		Combined Oral Contraceptives (COC) 6,630	474	442
		Emergency Contraception 330,877	20,680	16,544
		MVA kits..... 917	17,300	—
		Misoprostol 391,272	32,336	—
		MA ‘Combipack’ 63,225	105,188	—
		Total	648,234	457,958
 54. Kenya (2) Started by MSI in 1986	MSI	Condoms 1,936,920	19,369	16,135
		Hormonal IUDs 598	2,631	2,870
		Non-hormonal IUDs 1,196	5,262	5,502
		Emergency Contraception 22,754	1,422	1,138
		Misoprostol 270,420	22,535	—
		MA ‘Combipack’ 29,512	50,170	—
		Total	101,390	25,644
 55. Kenya (3) Started by DKT and PSI in 1989; now managed by Population Services Kenya	PSK - PSI	Condoms 24,288,628	242,886	202,324
		Injectables (1) 39,775	3,315	3,063
		Combined Oral Contraceptives (COC) 4,651,200	332,229	310,235
		Total	578,429	515,622
 56. Kingdom of Saudi Arabia Started by DKT in 2018	DKT	Non-hormonal IUDs 33,000	145,200	151,800
		Total	145,200	151,800









PROGRAM	INFORMATION SOURCE	PRODUCT SALES	CYPs (HISTORICAL)	CYPs (USAID)
 57. Liberia Started by DKT in 2018	DKT	Condoms	6,992	5,824
		Non-hormonal IUDs	155,140	162,191
		Implants (3)	27,225	27,225
		Injectables (3)	15,762	15,762
		Combined Oral Contraceptives (COC)	9,921	9,265
		Emergency Contraception	21,041	16,833
		MVA kits.....	95,125	—
		Misoprostol	21,263	—
		MA ‘Combipack’	75,895	—
		Total	428,364	237,100
 58. Madagascar Started by MSI in 1992	MSI	Condoms	699	582
		Emergency Contraception	117	93
		Misoprostol	24,212	—
		Total	25,027	675
 59. Malawi (1) Started by PSI in 1994; Now managed by Family Health Services (FHS)	FHS - PSI	Condoms	82,464	68,693
		Female Condoms	476	397
		Hormonal IUDs	3,388	3,696
		Implants (3)	3,760	3,760
		Implants (5)	5,533	5,533
		Injectables (1)	4,148	3,833
		Injectables (2)	1,364	1,367
		Combined Oral Contraceptives (COC)	5,039	4,706
		Emergency Contraception	467	374
		Total	106,640	92,357
 60. Malawi (2) Started by MSI in 1987	MSI	Condoms	31,097	25,904
		Emergency Contraception	7,615	6,092
		Misoprostol	17,915	—
		Total	56,627	31,996
 61. Mali (1) Started by DKT in 2017	DKT	Condoms	7,397	6,162
		Non-hormonal IUDs	39,732	41,538
		Injectables (3)	11,525	11,525
		Emergency Contraception	12,226	9,781
		MVA kits.....	25,300	—
		Misoprostol	23,536	—
		MA ‘Combipack’	7,966	—
		Total	127,682	69,006
 62. Mali (2) Started by an NGO called JIGI in 1991; Now managed by Momentum Private Health Delivery (MPHD)	JIGI / MPHD	Condoms	7,263	6,050
		Female Condoms	1	1
		Non-hormonal IUDs	4,400	4,600
		Implants (3)	6,075	6,075
		Injectables (3)	102,576	102,576
		Combined Oral Contraceptives (COC)	25,215	23,545
		Total	145,529	142,847
 63. Mali (3) Started by MSI in 2008	MSI	Condoms	240	200
		Combined Oral Contraceptives (COC)	26	24
		Emergency Contraception	19	15
		Misoprostol	38,928	—
		MA ‘Combipack’	3,742	—
		Total	42,954	239
 64. Mauritania Started by DKT in 2021	DKT	Condoms	6,782	5,650
		Emergency Contraception	538	431
		MVA kits.....	1,125	—
		Misoprostol	7,610	—
		MA ‘Combipack’	425	—
		Total	16,481	6,080







PROGRAM	INFORMATION SOURCE	PRODUCT SALES	CYPs (HISTORICAL)	CYPs (USAID)
 65. Mexico (1) Started by DKT in 2002; CYPs have been discounted	DKT	Condoms 62,973,333	629,026	523,979
		Female Condoms 5,995	60	50
		Hormonal IUDs 12,324	48,728	53,158
		Non-hormonal IUDs 225,616	970,559	1,014,675
		Implants (3) 6,169	14,689	14,689
		Injectables (1) 42	4	3
		Emergency Contraception 1,631,593	101,912	81,530
		MVA kits..... 7,237	122,975	—
		Aspirators 4,899	109,800	—
		Cannulae 85,817	—	—
		Misoprostol 316,260	19,562	—
		Mifepristone 59,911	35,589	—
		MA ‘Combipack’ 2,561	4,354	—
Total	2,057,255	1,688,083		
 66. Mexico (2) Started by MSI in 1999	MSI	Condoms 35,596	356	297
		Non-hormonal IUDs 1,072	4,717	4,931
		Injectables (1) 297	25	23
		Misoprostol 3,957	330	—
		Mifepristone 16,955	11,360	—
		MA ‘Combipack’ 58,961	100,234	—
		Total	117,021	5,251
		 67. Mongolia Started by MSI in 2000	MSI	Condoms 5,805,835
Hormonal IUDs 136	598			653
Non-hormonal IUDs 40,184	176,810			184,846
Implants (3) 10,748	26,870			26,870
Injectables (3) 28,150	7,038			7,038
Combined Oral Contraceptives (COC) 189,425	13,530			12,635
Emergency Contraception 95,522	5,970			4,776
Misoprostol 86,293	7,191			—
Mifepristone 22,410	15,015			—
MA ‘Combipack’ 43,096	73,263			—
Total	384,343			285,180
 68. Mozambique Started by DKT in 2008; CYPs have been discounted	DKT	Condoms 9,508,156	95,082	79,203
		Female Condoms 65,386	654	545
		Non-hormonal IUDs 7,626	33,554	35,080
		Implants (3) 7,974	16,185	16,185
		Implants (5) 29,619	112,552	112,552
		Injectables (3) 72,504	18,126	18,126
		Combined Oral Contraceptives (COC) 978,480	68,659	64,114
		Emergency Contraception 148,118	9,157	7,326
		MVA kits..... 29	725	—
		Misoprostol 180,012	14,876	—
		MA ‘Combipack’ 156,702	254,629	—
		Total	624,200	333,130
 69. Myanmar (1) Started by DKT in 2014; CYPs have been discounted	DKT	Condoms 10,392,278	103,436	86,162
		Non-hormonal IUDs 20,321	76,124	79,585
		Implants (4) 72,740	197,152	—
		Injectables (3) 1,193,646	293,173	293,173
		Combined Oral Contraceptives (COC) 1,979,995	141,150	131,806
		Emergency Contraception 3,385,037	211,475	169,180
		MVA kits..... 602	15,050	—
		Cannulae 4,728	—	—
		Misoprostol 361,296	30,108	—
		Total	1,067,669	759,906
		 70. Myanmar (2) Started by MSI in 1998	MSI	Combined Oral Contraceptives (COC) 5,838,410
Misoprostol 63,400	5,283			—
Total	422,313			389,422

PROGRAM	INFORMATION SOURCE	PRODUCT SALES	CYPs (HISTORICAL)	CYPs (USAID)
 71. Nepal (1) Started by MSI in 2002	MSI	Condoms 1,822,056 MA 'Combipack' 63,128 Total	18,221 107,318 125,538	15,178 — 15,178
 72. Nepal (2) Started in 1973 by Nepal Contraceptive Retail Sales (CRS)	Nepal CRS Company	Condoms 463,764 Non-hormonal IUDs 1,425 Implants (5) 1,464 Injectables (3) 969,912 Combined Oral Contraceptives (COC) 2,120,614 Emergency Contraception 1,065,970 Total	4,638 6,270 5,563 242,478 151,472 66,623 477,044	3,863 6,555 5,563 242,478 141,445 53,299 453,203
 73. Niger (1) Started in 2007	ANIMAS-Sutura	Condoms 11,852,640 Injectables (3) 33,701 Combined Oral Contraceptives (COC) 1,021,080 Total	118,526 8,425 72,934 199,886	98,732 8,425 68,106 175,264
 74. Niger (2)	DKT	Non-hormonal IUDs 1,000 Emergency Contraception 6,000 MVA kits..... 300 Misoprostol 19,200 MA 'Combipack' 1,080 Total	4,400 375 7,500 1,600 1,836 15,711	4,600 300 — — — 4,900
 75. Niger (3) Started by MSI in 2014	MSI	Misoprostol 10,000 Total	833 833	— —
 76. Nigeria (1) Started by DKT in 2013; CYPs have been discounted	DKT	Condoms 127,109,952 Hormonal IUDs 1,112 Non-hormonal IUDs 621,860 Injectables (3) 743,280 Combined Oral Contraceptives (COC) 5,381,595 Emergency Contraception 2,410,540 MVA kits..... 29,654 Misoprostol 8,208,744 MA 'Combipack' 385,615 Diaphragm 1,113 MVA/single value 8,726 Total	1,270,698 4,893 1,735,514 183,570 384,280 150,659 667,913 679,810 654,398 1,113 218,150 5,950,997	1,058,491 5,338 1,814,401 183,570 358,841 120,527 — — — 1,113 — 3,542,281
 77. Nigeria (2) Started by MSI in 2009	MSI	Condoms 6,824,982 Emergency Contraception 780,631 Misoprostol 1,793,757 MA 'Combipack' 216,871 Total	68,250 48,789 149,480 368,681 635,200	56,852 39,032 — — 95,884
 78. Pakistan (1) Started by DKT in 2012; CYPs have been discounted	DKT	Condoms 68,616,211 Female Condoms 15,761 Non-hormonal IUDs 978,096 Injectables (1) 14,811 Injectables (3) 631,942 Combined Oral Contraceptives (COC) 1,620,359 Emergency Contraception 369,325 MVA kits..... 962 Misoprostol 6,490,890 Total	535,890 105 4,120,912 1,234 147,563 114,133 21,192 20,350 540,491 5,501,870	446,397 88 4,308,227 1,140 147,563 106,577 16,954 — — 5,026,945
 79. Pakistan (2) Started by MSI in 2003	MSI	Condoms 1,814,976 Misoprostol 96,750 Total	18,150 8,063 26,212	15,119 — 15,119

PROGRAM	INFORMATION SOURCE	PRODUCT SALES	CYPs (HISTORICAL)	CYPs (USAID)
 80. Panama Started by DKT in 2017	DKT	Condoms 391,700 Non-hormonal IUDs 1,420 MVA kits..... 3 Aspirators 3,000 Cannulae 14,200 Total	3,917 6,248 75 75,000 — 85,240	3,263 6,532 — — — 9,795
 81. Paraguay Started by DKT in 2017	DKT	Condoms 212,809 Female Condoms 2,345 Non-hormonal IUDs 3,245 Injectables (3) 5,610 Combined Oral Contraceptives (COC) 1,200 Emergency Contraception 2,270 Aspirators 310 Cannulae 1,322 Diaphragm 171 Total	2,128 23 14,278 1,403 86 142 7,750 — 171 25,981	1,773 20 14,927 1,403 80 114 — — 171 18,486
 82. Philippines Started by DKT in 1990; CYPs have been discounted	DKT	Condoms 45,799,378 Non-hormonal IUDs 98,151 Injectables (3) 1,384,487 Combined Oral Contraceptives (COC) 33,299,483 MVA kits..... 3,349 Total	457,982 251,590 346,016 2,378,498 83,725 3,517,810	381,499 263,026 346,016 2,221,041 — 3,211,582
 83. Rwanda Started by PSI in 1993. Managed by PSI Rwanda and SFH Rwanda	SFH - PSI	Condoms 6,528,629 Injectables (1) 22,265 Combined Oral Contraceptives (COC) 146,969 Emergency Contraception 21,816 Total	65,286 1,855 10,498 1,364 79,003	54,383 1,714 9,803 1,091 66,992
 84. Senegal (1) Started by DKT in 2016; CYPs have been discounted	DKT	Condoms 5,836,764 Non-hormonal IUDs 15,225 Injectables (3) 5,000 Emergency Contraception 26,545 MVA kits..... 1,020 Misoprostol 335,360 Total	58,368 66,990 1,250 1,659 21,325 27,947 177,538	48,620 70,035 1,250 1,327 — — 121,232
 85. Senegal (2) Started by MSI in 2011	MSI	Condoms 384,840 Emergency Contraception 4,280 Misoprostol 205,230 Total	3,848 268 17,103 21,218	36 214 — 250
 86. Sierra Leone (1) Started by DKT in 2018; CYPs have been discounted	DKT	Condoms 1,110,660 Non-hormonal IUDs 6,640 Implants (3) 3,460 Injectables (3) 94,974 Combined Oral Contraceptives (COC) 383,826 Emergency Contraception 404,324 MVA kits..... 1,502 Misoprostol 256,504 MA 'Combipack' 23,571 Total	11,107 29,216 8,650 23,744 27,416 25,270 36,988 21,375 40,071 223,836	9,252 30,544 8,650 23,744 25,601 20,216 — — — 118,007
 87. Sierra Leone (2) Started by MSI in 1986	MSI	Condoms 115,920 Combined Oral Contraceptives (COC) 22,000 Emergency Contraception 215,500 Misoprostol 127,800 MA 'Combipack' 27,910 Total	1,159 1,571 13,469 10,650 47,447 74,296	966 1,467 10,775 — — 13,208

PROGRAM	INFORMATION SOURCE	PRODUCT SALES	CYPs (HISTORICAL)	CYPs (USAID)
 88. Sierra Leone (3) Started by SLaDA (Sierra Leone Social Marketing and Development Agency) in 2013	SLaDA	Condoms 18,000 Total	180 180	150 150
 89. Sri Lanka (1) Started by PSI and IPPF in 1973; now managed by Family Planning Association of Sri Lanka	FPA Sri Lanka	Condoms 11,466,282 Non-hormonal IUDs 1,718 Implants (5) 2,649 Injectables (3) 169,511 Combined Oral Contraceptives (COC) 1,692,244 Emergency Contraception 1,838,367 Total	114,663 7,559 10,066 42,378 120,875 114,898 410,438	95,514 7,903 10,066 42,378 112,873 91,918 360,652
 90. Sri Lanka (2) Started by MSI in 1983	MSI	Condoms 2,993,034 Combined Oral Contraceptives (COC) 22,347 Emergency Contraception 18,533 Total	29,930 1,596 1,158 32,685	24,932 1,491 927 27,349
 91. South Sudan Started by DKT in 2021	DKT	Condoms 190,080 Combined Oral Contraceptives (COC) 10,000 Emergency Contraception 44,800 MVA kits..... 10 MA 'Combipack' 360 Total	1,901 714 2,800 250 612 6,277	1,583 667 2,240 — — 4,490
 92. Sudan	DKT	Condoms 242,025 Non-hormonal IUDs 2,508 MVA kits..... 287 Total	2,420 11,035 7,175 20,630	2,016 11,537 — 13,553
 93. Tanzania (1) Started by DKT in 2015; CYPs have been discounted	DKT	Condoms 4,508,352 Non-hormonal IUDs 2,028 Implants (5) 120 Injectables (3) 50 Combined Oral Contraceptives (COC) 1,574,586 Emergency Contraception 645,678 MVA kits..... 689 Misoprostol 1,460,240 MA 'Combipack' 1,510 Total	45,084 8,923 456 13 112,470 40,355 17,225 121,682 2,567 348,774	37,555 9,329 456 13 105,025 32,284 — — — 184,661
 94. Tanzania (2) Started by MSI in 1989	MSI	Condoms 2,660,760 Emergency Contraception 94,800 Misoprostol 123,400 Total	26,608 5,925 10,283 42,816	22,164 4,740 — 26,904
 95. Tanzania (3) Started by T-MARC in 2004	T-MARC	Combined Oral Contraceptives (COC) 436,752 Progestin-only Pills (POP) 54,550 Total	31,197 3,896 35,093	29,131 4,544 33,675
 96. Thailand Started by DKT in 2008	DKT	Non-hormonal IUDs 5,713 MVA/single value 450 MVA kits..... 1,081 Cannulae 5,141 MA 'Combipack' 6,669 Total	25,137 11,250 27,025 — 11,337 74,750	26,280 — — — — 26,280

PROGRAM	INFORMATION SOURCE	PRODUCT SALES	CYPs (HISTORICAL)	CYPs (USAID)
 97. Togo Started by DKT in 2008	DKT	Condoms 1,909,080 Non-hormonal IUDs 1,850 Injectables (3) 1,400 Emergency Contraception 181,120 MVA kits..... 150 Misoprostol 352,800 MA 'Combipack' 10,080 Total	19,091 8,140 350 11,320 3,750 29,400 17,136 89,187	15,903 8,510 350 9,056 — — — 33,819
 98. Turkey Started by DKT in 2008	DKT	Condoms 4,729,200 Non-hormonal IUDs 63,800 Emergency Contraception 291,282 Total	47,292 280,720 18,205 346,217	39,394 293,480 14,564 347,438
 99. Uganda (1) Started by DKT in 2017; CYPs have been discounted	DKT	Condoms 10,690,617 Non-hormonal IUDs 3,049 Implants (3) 1,668 Injectables (3) 164,977 Combined Oral Contraceptives (COC) 534,040 Emergency Contraception 3,184,829 MVA kits..... 294 Misoprostol 487,572 MA 'Combipack' 106,475 Total	106,906 13,416 4,170 41,244 38,146 199,052 7,350 40,631 178,997 629,912	89,053 14,025 4,170 41,244 35,620 159,241 — — — 343,354
 100. Uganda (2) Started by MSI in 1997	MSI	Hormonal IUDs 2 Non-hormonal IUDs 4 Combined Oral Contraceptives (COC) 383,627 Emergency Contraception 541,402 Misoprostol 1,325,940 MA 'Combipack' 49,787 Total	9 18 27,402 33,838 110,495 84,638 256,399	10 18 25,588 27,070 — — 52,686
 101. Uruguay Started by DKT in 2016	DKT	Condoms 1,105,599 Non-hormonal IUDs 677 Aspirators 46 Cannulae 369 Total	11,056 2,979 1,150 — 15,185	9,210 3,114 — — 12,324
 102. Venezuela	DKT	Condoms 446,420 Hormonal IUDs 565 Non-hormonal IUDs 800 Implants (3) 750 Total	4,464 2,486 3,520 1,875 12,345	3,719 2,712 3,680 1,875 11,986
 103. Viet Nam (1) Started by DKT in 1993; CYPs have been discounted	DKT	Condoms 8,549,874 Non-hormonal IUDs 270,968 Combined Oral Contraceptives (COC) 13,541,478 Emergency Contraception 186,900 MVA kits..... 1,400 Cannulae 35,082 MVA/single value 2,400 Total	85,499 1,040,459 967,248 11,681 35,000 — 60,000 2,199,888	71,220 1,087,753 903,217 9,345 — — — 2,071,535
 104. Viet Nam (2) Started by MSI in 1989	MSI	Condoms 2,742 Non-hormonal IUDs 108,067 Implants (3) 58 Injectables (3) 127,310 Emergency Contraception 42,671 Misoprostol 3,061,960 Mifepristone 450,179 MA 'Combipack' 47,999 Total	27 475,495 145 31,828 2,667 255,163 301,620 81,598 1,148,543	23 497,108 145 31,828 2,134 — — — 531,237

PROGRAM	INFORMATION SOURCE	PRODUCT SALES	CYPs (HISTORICAL)	CYPs (USAID)
 105. Yemen Started by MSI in 2001	MSI	Condoms 4,766,157	47,662	39,702
		Non-hormonal IUDs 135,000	594,000	621,000
		Implants (3) 21,273	53,183	53,183
		Injectables (3) 350,000	87,500	87,500
		Combined Oral Contraceptives (COC) 2,059,309	147,094	137,356
		Misoprostol 88,693	7,391	—
		Total	936,829	938,740
 106. Zambia (1)	DKT	Injectables (3) 5,000	1,250	1,250
		Emergency Contraception 50,000	3,125	2,500
		MA ‘Combipack’ 20,000	34,000	—
		Total	38,375	3,750
 107. Zambia (2) Started by MSI in 2007	MSI	Combined Oral Contraceptives (COC) 116,810	8,344	7,791
		Emergency Contraception 105,144	6,572	5,257
		Misoprostol 231,040	19,253	—
		MA ‘Combipack’ 21,782	37,029	—
		Total	71,198	5,257
 108. Zambia (3) Started by USAID Zambia Accessible Markets for Health in 2021	USAID	Condoms 10,149,200	101,492	84,543
		Combined Oral Contraceptives (COC) 95,600	6,829	6,377
		Total	108,321	90,919
 109. Zimbabwe (1)	MSI	Condoms 2,270	23	19
		Non-hormonal IUDs 1,094	4,814	5,032
		Implants (3) 76	190	190
		Emergency Contraception 175,346	10,959	8,767
		Misoprostol 61,320	5,110	—
		MA ‘Combipack’ 2,150	3,655	—
		Total	24,750	14,009
 110. Zimbabwe (2) Started by PSH - Population Solutions for Health	PSH - PSI	Condoms 7,731,690	77,317	64,405
		Total	77,317	64,405
GRAND TOTAL			76,940,915	60,926,398

Annex 1: A User-Informed Design Process to Inform the Future of the CSM Report

In the year ahead, RHSC will implement a series of user-informed design activities to collect feedback from the RH community around the ways in which the report is currently used, challenges that members have faced with the report, and opportunities to improve or expand the report's utility. These activities will build on the initial consultations carried out in 2023, described further in the Director's Note at the start of this report. To implement these activities, RHSC will continue to seek guidance from the Advisory Group (AG).

From the early consultations, and through initial discussions with the AG, we have identified five overarching themes that we will explore through a user-informed design process in the year ahead:

1. **Data Definitions and Structure:** What data definitions within the report need the most attention or additional clarity? And what modifications to the data hierarchy, categories, and mapping is needed to ensure complementarity across community data sets.
2. **Data Automation:** What type of data automation is needed – both in reporting and use of the report – and in what format?
3. **Data Granularity:** Where is additional data granularity needed within the report and what purpose would it serve?
4. **Report Analyses:** What types of data analysis or visualization does the community wish to see in the report, and in what format?
5. **Data Clarity & Transparency:** Where is additional data clarity or transparency needed within the report and what are the current concerns?

RHSC also recognizes that many of the priority areas outlined above are not unique to the CSM Report, but rather, relevant across the SRH data ecosystem. To that end, RHSC will also facilitate broader conversations around data needs within our community and ensure alignment with other RHSC-produced and managed data reports, tools, and platforms.

Over the course of the next year, we have a plan guided by the AG to undertake this user-informed design around these five thematic areas: data definitions, data automation, data granularity, report analyses, and data clarity & transparency. To do this, RHSC will implement several different user-informed design activities, including survey tools to collect feedback from across its diverse membership, focus group discussions with members around emerging issues, and where needed, key informant interviews to better understand specific use cases and needs. All of these activities will be guided by the AG, and the AG will continue to convene regularly to make recommendations rooted in the member feedback that is collected.

MEMBER SURVEY

To begin this process, RHSC has developed a **MEMBER SURVEY** which has been disseminated alongside the 2023 CSM Report. This survey asks a series of questions around the current use of the CSM Report, reflections on the changes included for the 2023 CSM Report, and around the five priority areas. As the user-informed design activities are implemented in the year ahead, RHSC will continue to disseminate calls for participation widely among its membership. Members are also encouraged to reach out to us via csmreport@rhsupplies.org for any additional feedback.



Annex 2: Acknowledgments

The development and publication of the 2023 CSM Report would not have been possible without the thought partnership, leadership, and input from a number of RHSC Secretariat Staff and Members. RHSC would like to thank the Secretariat Team that worked to pull this report together, including: Reina Jara Barrientos, Sarah Webb, Julia White, Ntindah Luembe, Lucian Alexe, Hannah Pandian, and Martyn Smith.

We would also like to thank the many partners who provided valuable input throughout this process, including ongoing discussions and consultations with DKT International, Marie Stopes International, Population Services International, and Avenir Health. RHSC is also grateful to the many SMOs who reported their sales data in the 2023 CSM Report, without whom this report would not be possible.

Finally, we would like to sincerely thank the CSM Report AG, who guided us throughout this process and continues to provide important recommendations as we move forward. Thank you to our AG Members:

Abi Winskell, PSI

Agnes Chidanyika, UNFPA

Andrea Bare, USAID

Anne Kuster, CHAI

Chris Jones, Jones Global Insights

Deniz Kayabas, MSI

Eleni Han, CHAI

Eloise Cowan, DKT International

Gibran Abidin, PT Tunggal Idaman Abdi

Gladys Tetteh-Yeboah, USAID Ghana

Glenn Milano, USAID

Jens Rasmussen, Mission Pharma

Marcie Cook, PSI

Matthea Roemer, MSI

Michelle Weinberger, Avenir Health

Samora Michael Mensah, DKT Ghana

Sydney Sauter, Tulane University, School of Public Health & Tropical Medicine

Teymur Seyidov, UNFPA

THE REPRODUCTIVE HEALTH SUPPLIES COALITION

The Reproductive Health Supplies Coalition is the world's largest network of reproductive health (RH) supplies organizations. Formed in 2004, we are a partnership of nearly 500 public entities, private corporations, and NGOs working so that everyone in low- and middle-income countries (LMICs) can access and use affordable, high-quality RH supplies.

Courtesy of the Reproductive Health Supplies Coalition

455 Massachusetts Avenue NW, Suite 1000, Washington, DC 20001